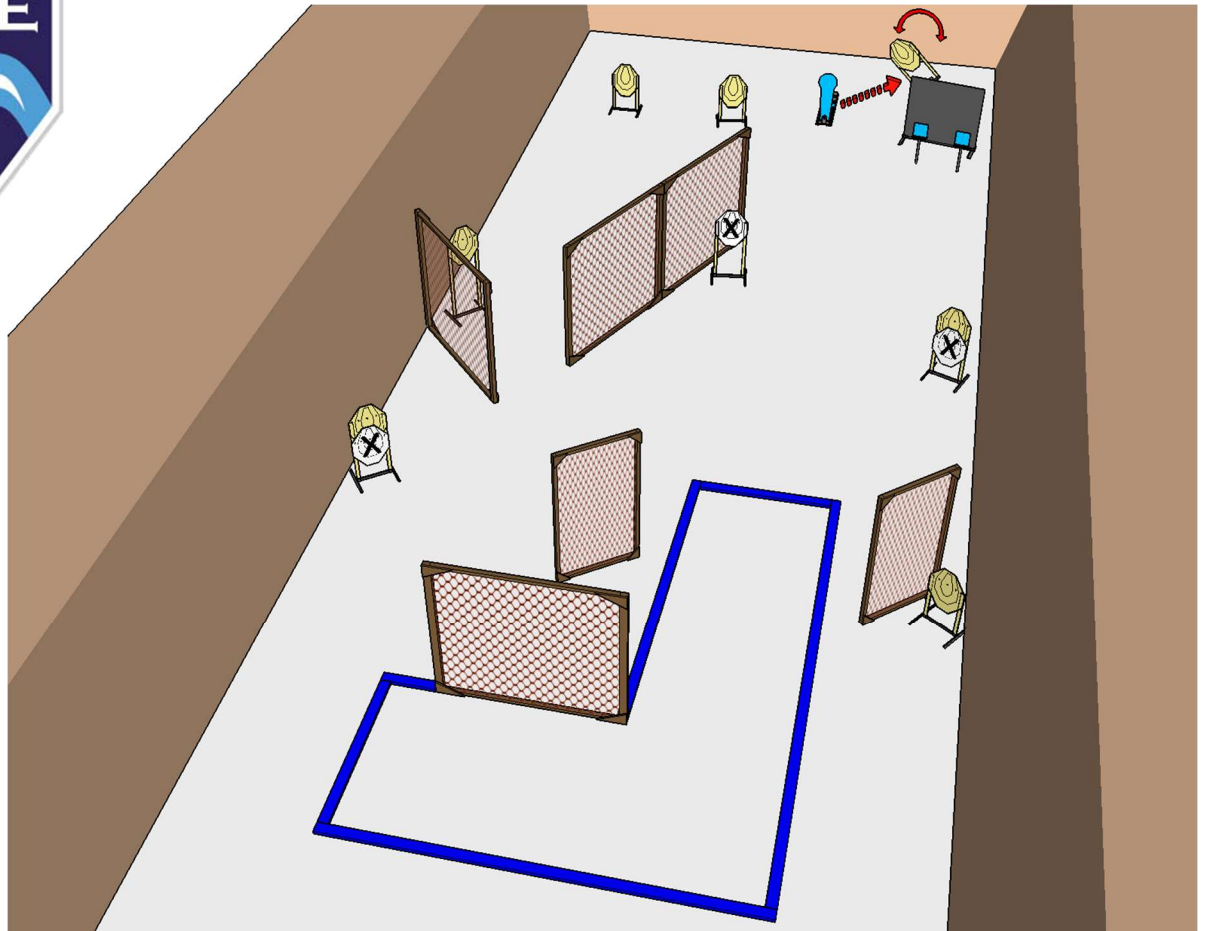
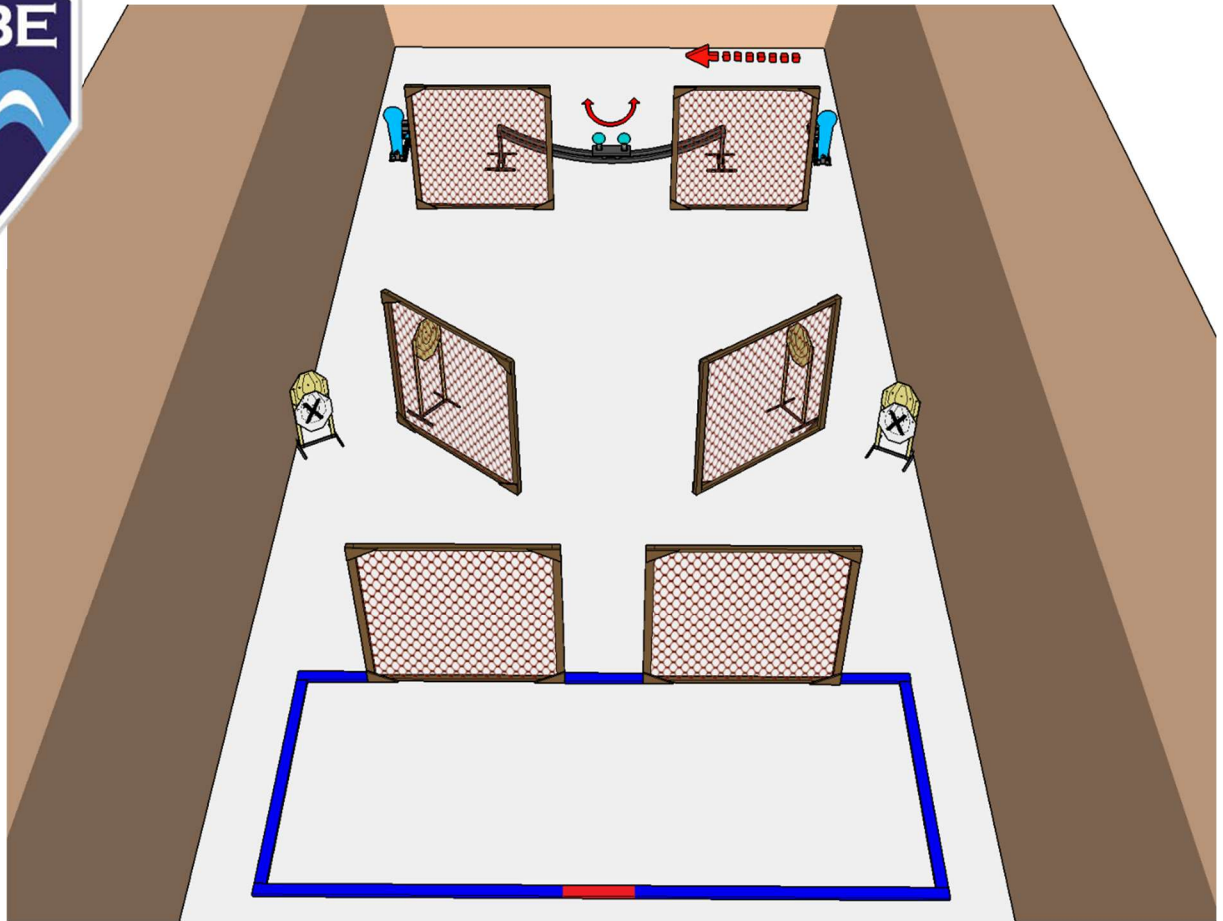


STAGE 1



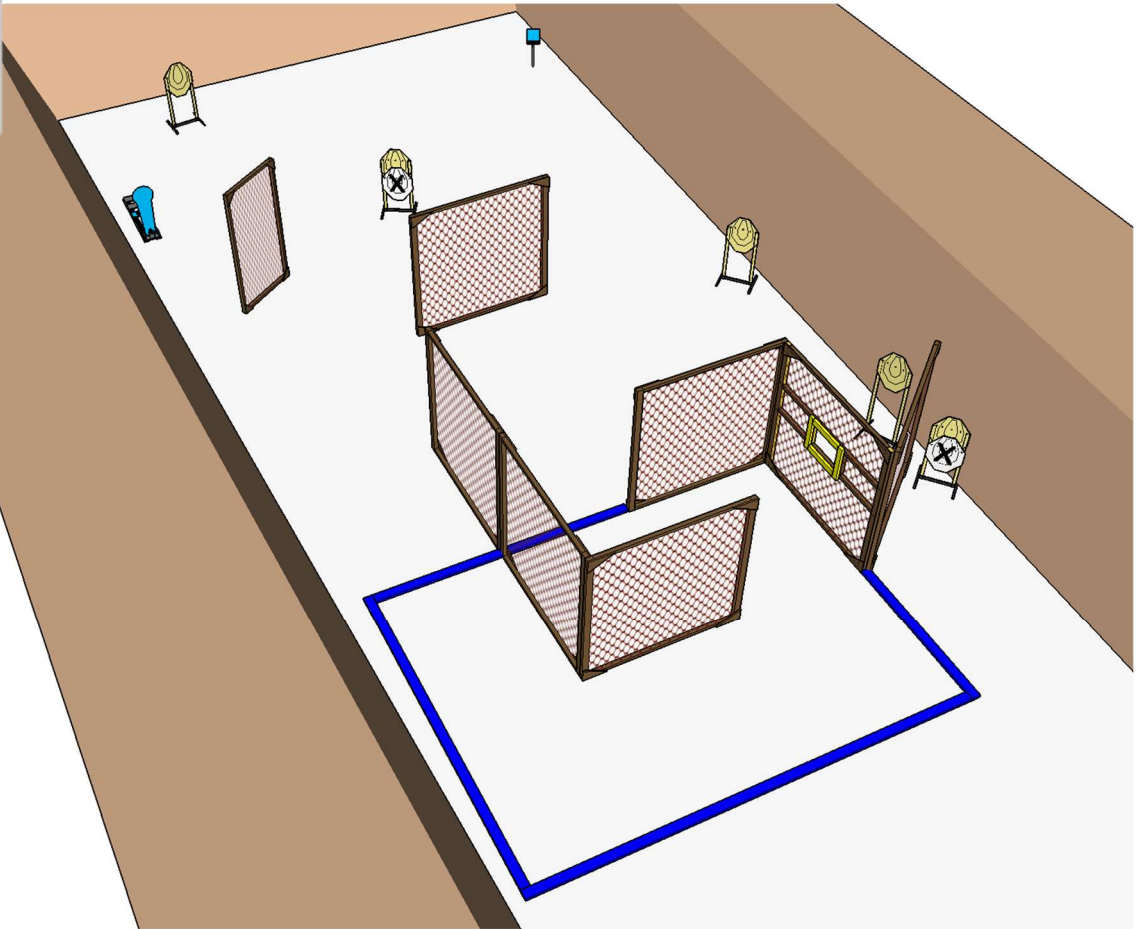
Course of fire:	Medium
Targets:	7 IPSC targets, 1 IPSC popper, 2 IPSC metal plates, Some No-Shoots
Scored rounds:	17
Scored points:	85
Start position:	Anywhere
Handgun ready condition:	HG: Loaded and holstered. PCC: option 1
Time starts:	Audible signal
Time stops:	On the last shot
Procedure:	After start signal engage all targets from designated area. Popper P1 activates moving target T1. Moving targets stays visible after end of his movement.
Safety angles:	90 degrees left/right and top of the backstop while finger in the trigger guard.

STAGE 2



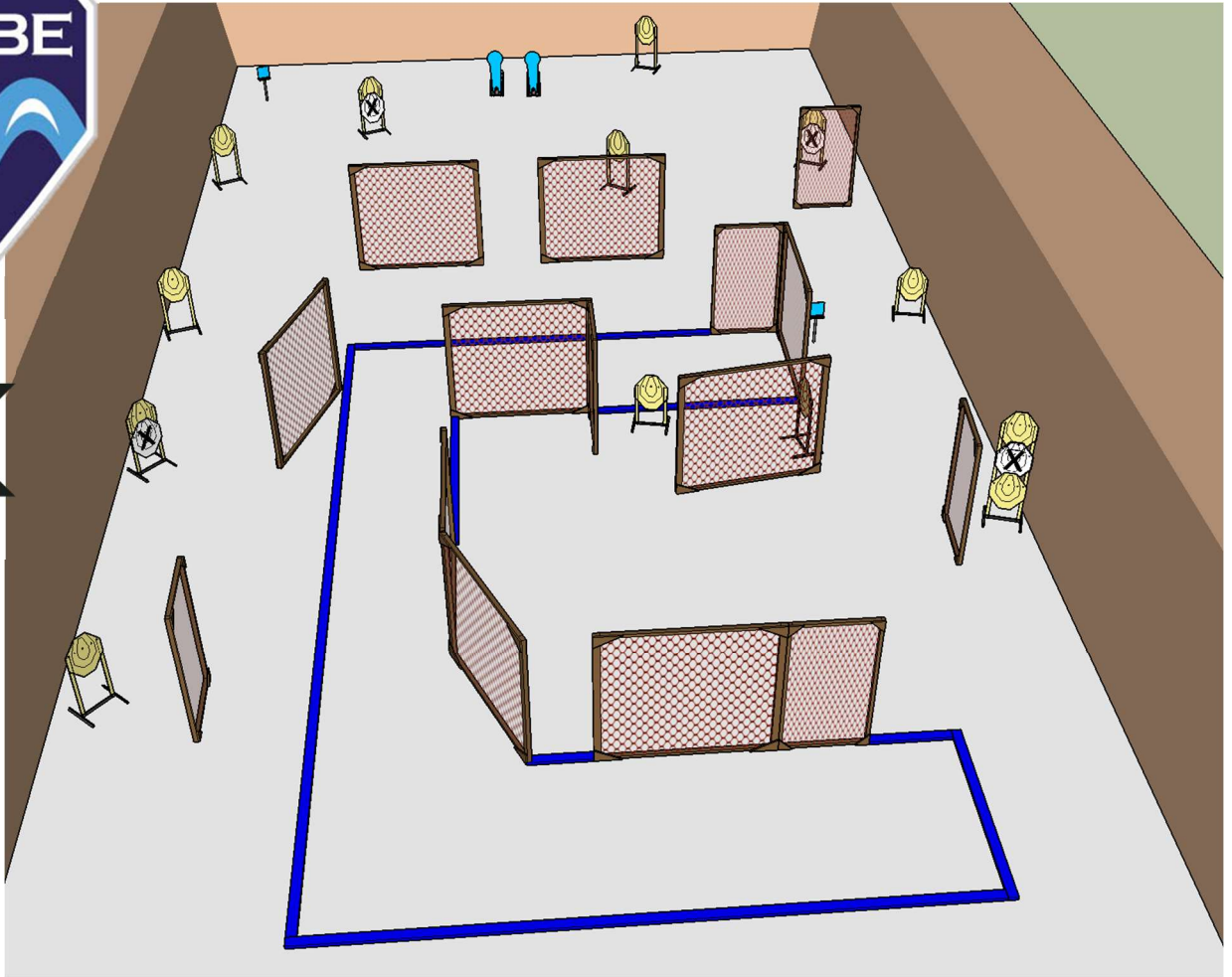
Course of fire:	Short
Targets:	4 IPSC targets, 2 IPSC poppers, 2 IPSC metal plates, Some No-Shoots
Scored rounds:	12
Scored points:	60
Start position:	Both heels touching red mark.
Handgun ready condition:	HG: Loaded and holstered, chamber empty. PCC: option 2
Time starts:	Audible signal
Time stops:	On the last shot
Procedure:	After start signal engage all targets from designated area. Popper P1 activates moving targets M1 and M2. All targets stay visible at the end of their movement.
Safety angles:	90 degrees left/right and top of the backstop while finger in the trigger guard.

STAGE 3



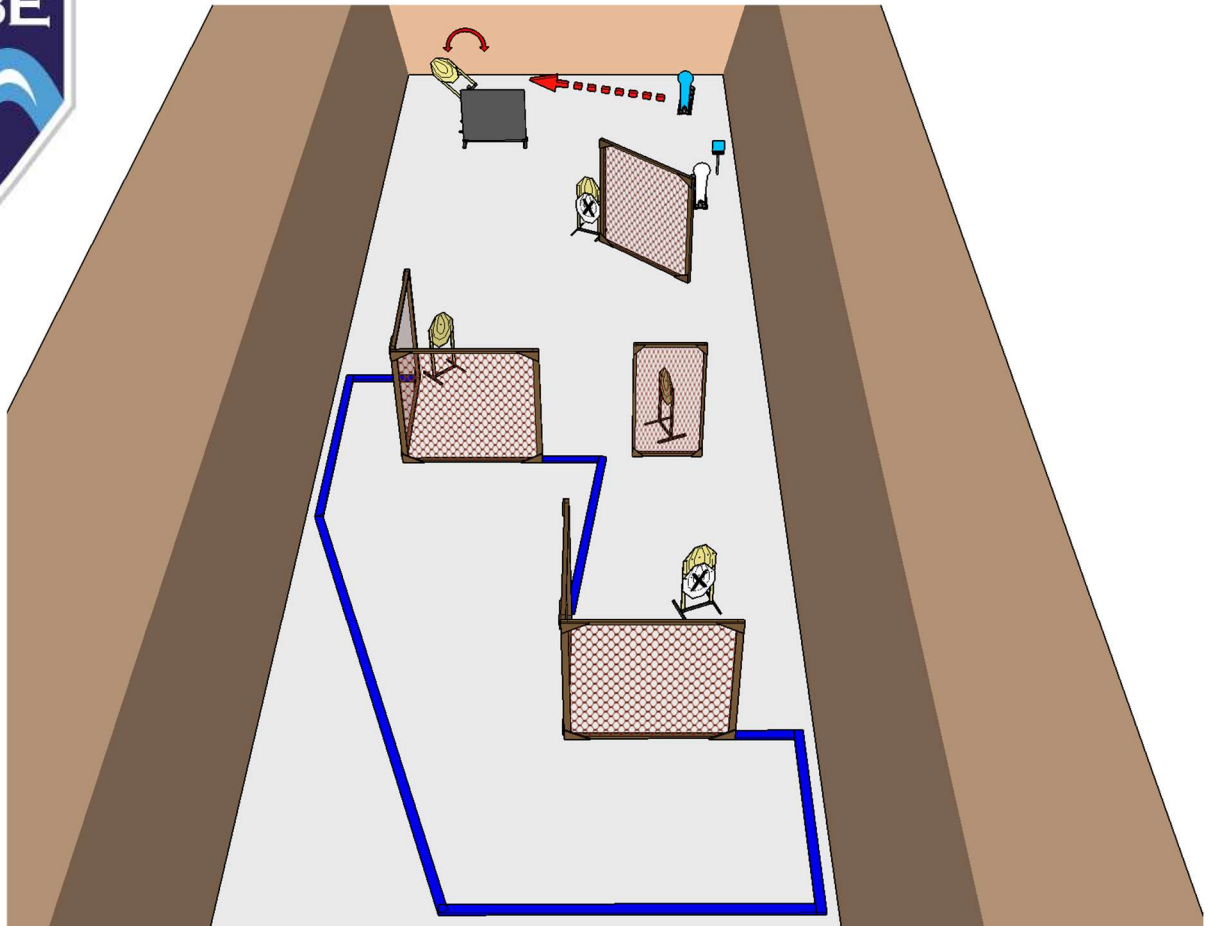
Course of fire:	Short
Targets:	5 IPSC targets, 1 IPSC popper, 1 IPSC metal plate, Some No-Shoots
Scored rounds:	12
Scored points:	60
Start position:	Anywhere inside marked area.
Handgun ready condition:	HG: Loaded and holstered. PCC: option 1
Time starts:	Audible signal
Time stops:	On the last shot
Procedure:	After start signal engage all targets from designated area.
Safety angles:	90 degrees left/right and top of the backstop while finger in the trigger guard.

STAGE 4



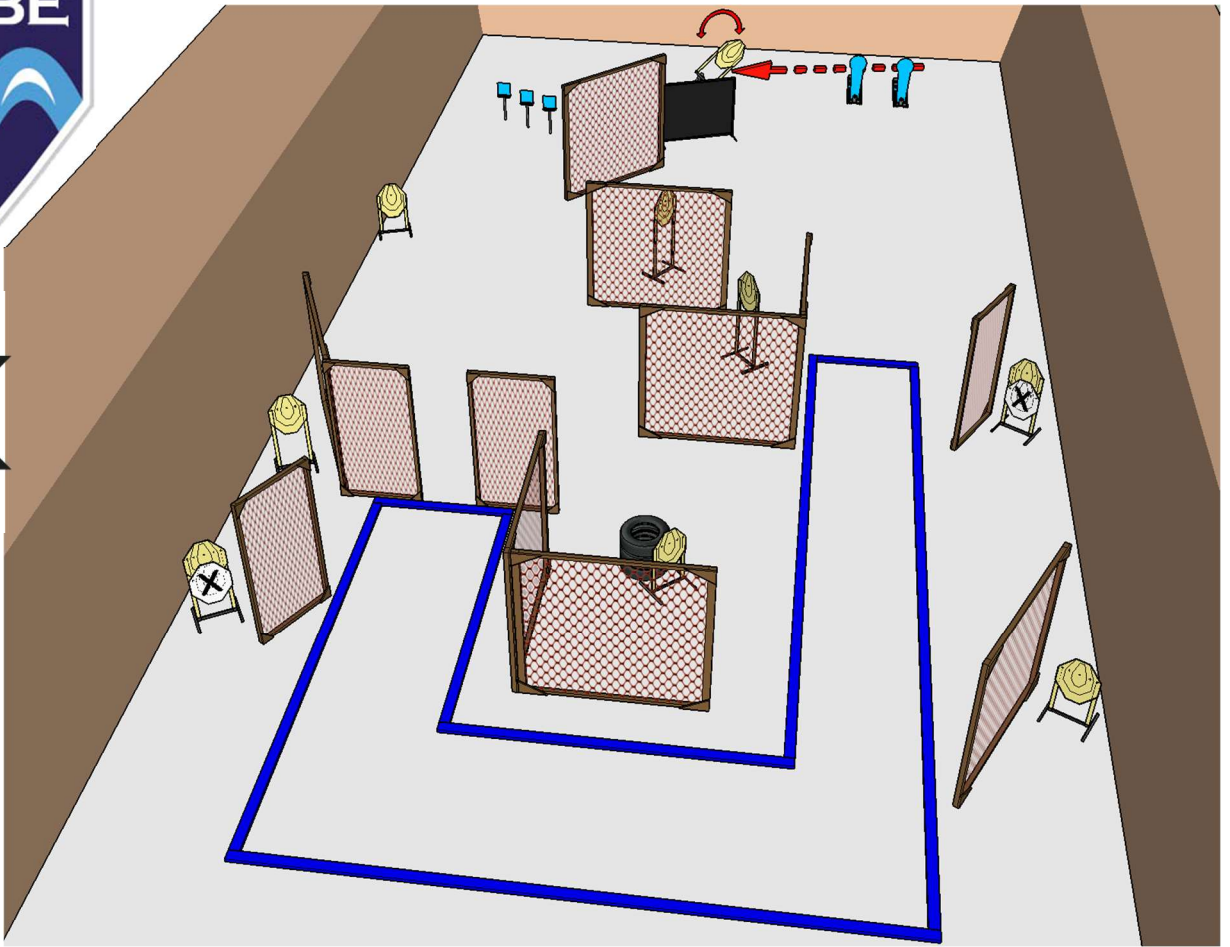
Course of fire:	Long
Targets:	13 IPSC targets, 2 IPSC poppers, 2 IPSC metal plates, Some No-Shoots
Scored rounds:	30
Scored points:	150
Start position:	Anywhere inside marked area
Handgun ready condition:	HG: Loaded and holstered. PCC: option 1
Time starts:	Audible signal
Time stops:	On the last shot
Procedure:	After start signal engage all targets from designated area.
Safety angles:	90 degrees left/right and top of the backstop while finger in the trigger guard.

STAGE 5



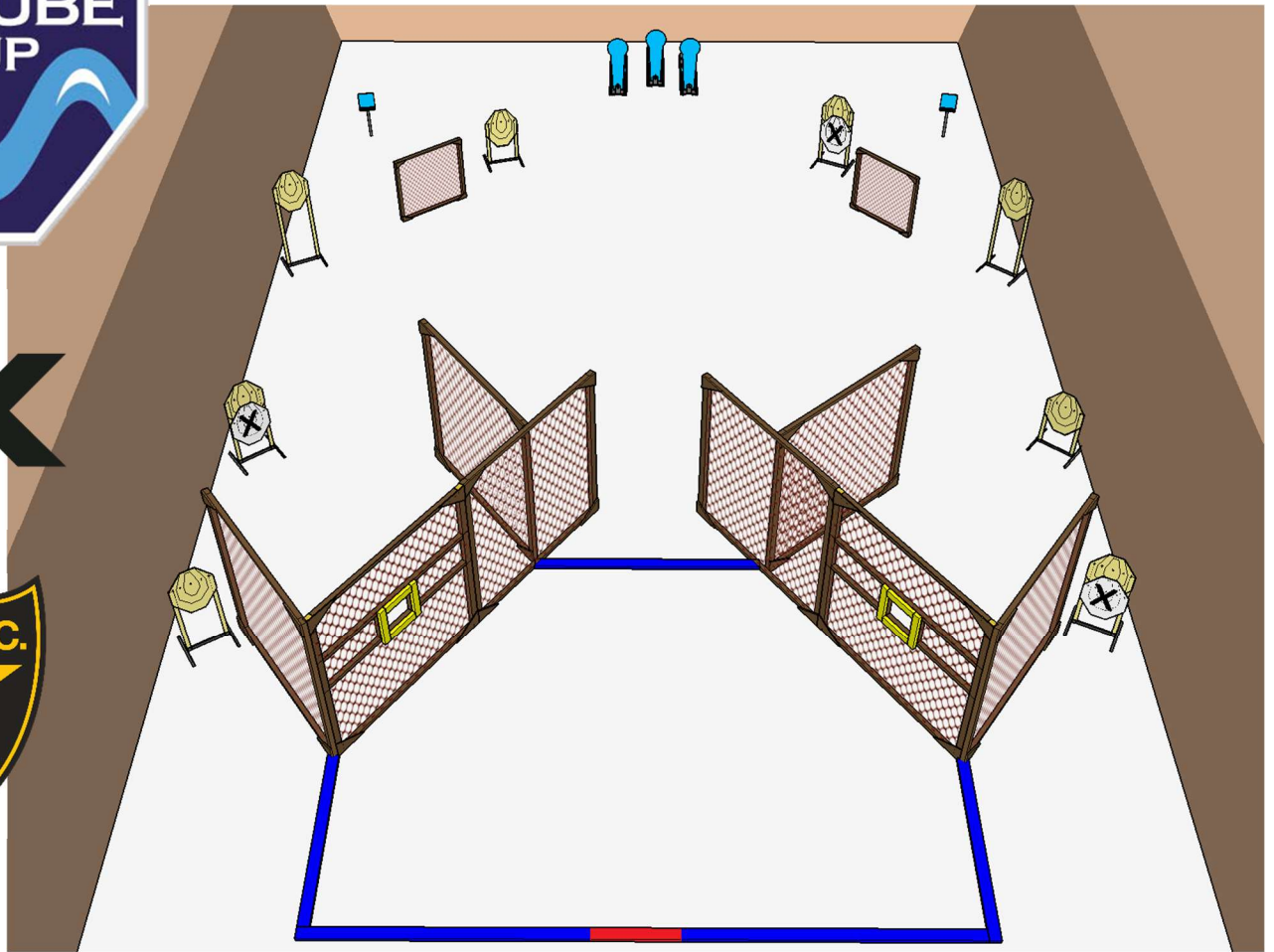
Course of fire:	Short
Targets:	5 IPSC targets, 1 IPSC popper, 1 IPSC metal plate, Some No-Shoots
Scored rounds:	12
Scored points:	60
Start position:	Anywhere inside marked area.
Handgun ready condition:	HG: Loaded and holstered. PCC: option 1
Time starts:	Audible signal
Time stops:	On the last shot
Procedure:	After start signal engage all targets from designated area. Popper P1 activates moving target T1. Moving target stays visible at the end of his movement.
Safety angles:	90 degrees left/right and top of the backstop while finger in the trigger guard.

STAGE 6



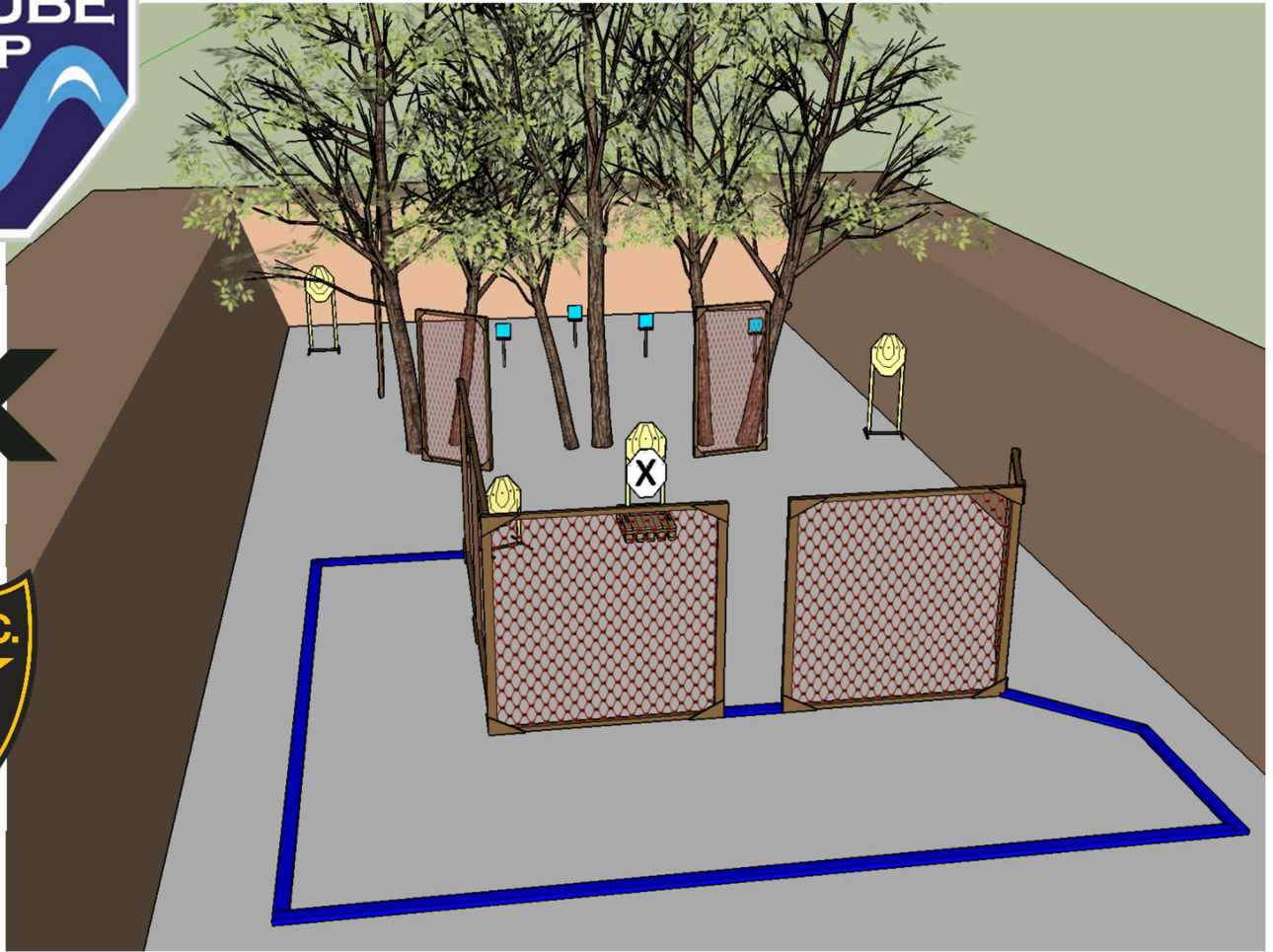
Course of fire:	Medium
Targets:	9 IPSC targets, 2 IPSC poppers, 3 IPSC metal plates, Some No-Shoots
Scored rounds:	23
Scored points:	115
Start position:	Anywhere inside marked area
Handgun ready condition:	HG: Loaded and holstered PCC: option 1
Time starts:	Audible signal
Time stops:	On the last shot
Procedure:	After start signal engage all targets from designated area. Popper P1 or P2 activate moving target T1. Moving target stays visible at the end of his movement.
Safety angles:	90 degrees left/right and top of the backstop while finger in the trigger guard.

STAGE 7



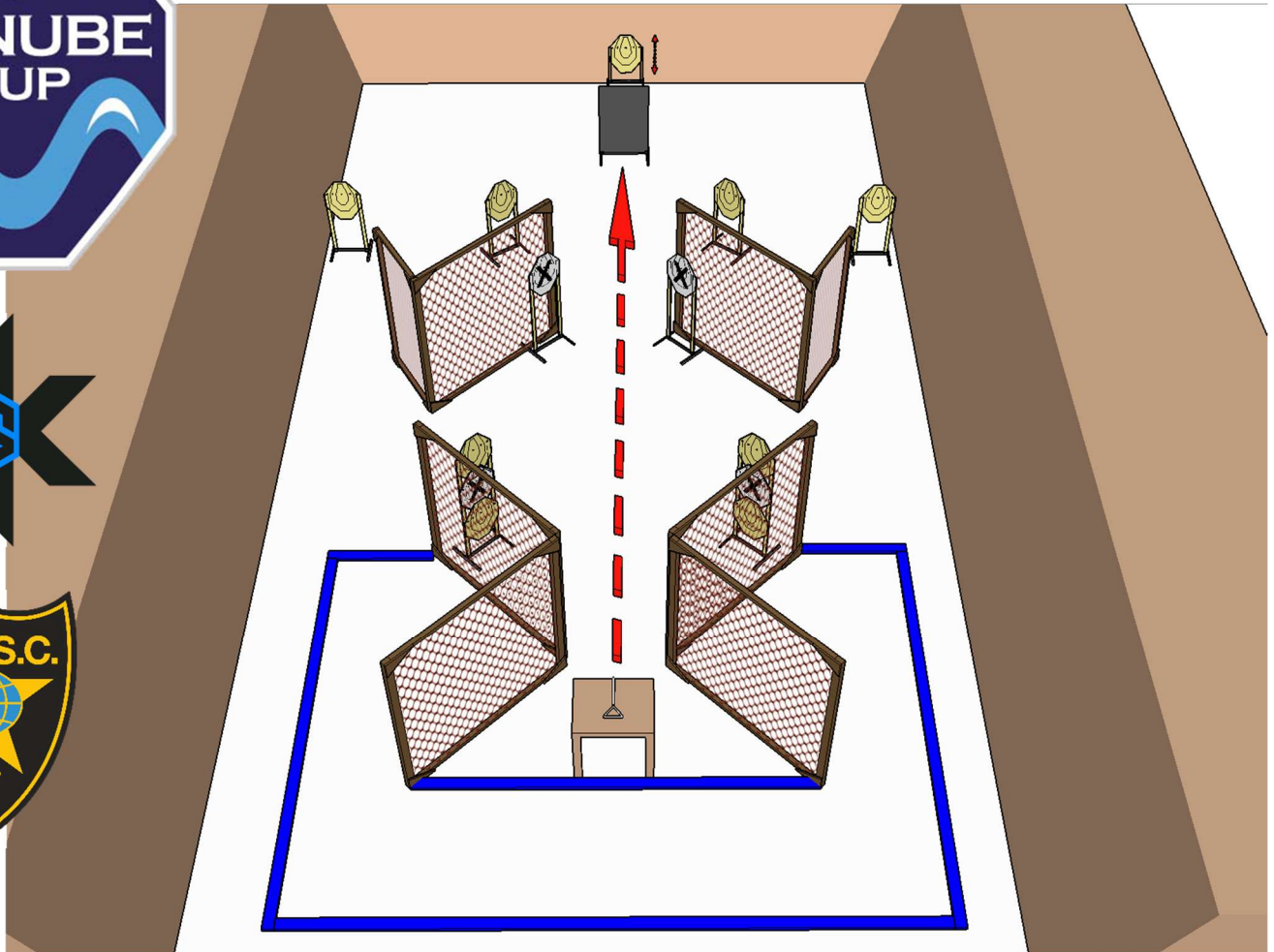
Course of fire:	Medium
Targets:	8 IPSC targets, 3 IPSC poppers, 2 IPSC metal plates, Some No-Shoots
Scored rounds:	21
Scored points:	105
Start position:	Both heels touching red mark.
Handgun ready condition:	HG: Loaded and holstered. PCC: option 1
Time starts:	Audible signal
Time stops:	On the last shot
Procedure:	After start signal engage all targets from designated area.
Safety angles:	90 degrees left/right and top of the backstop while finger in the trigger guard.

STAGE 8



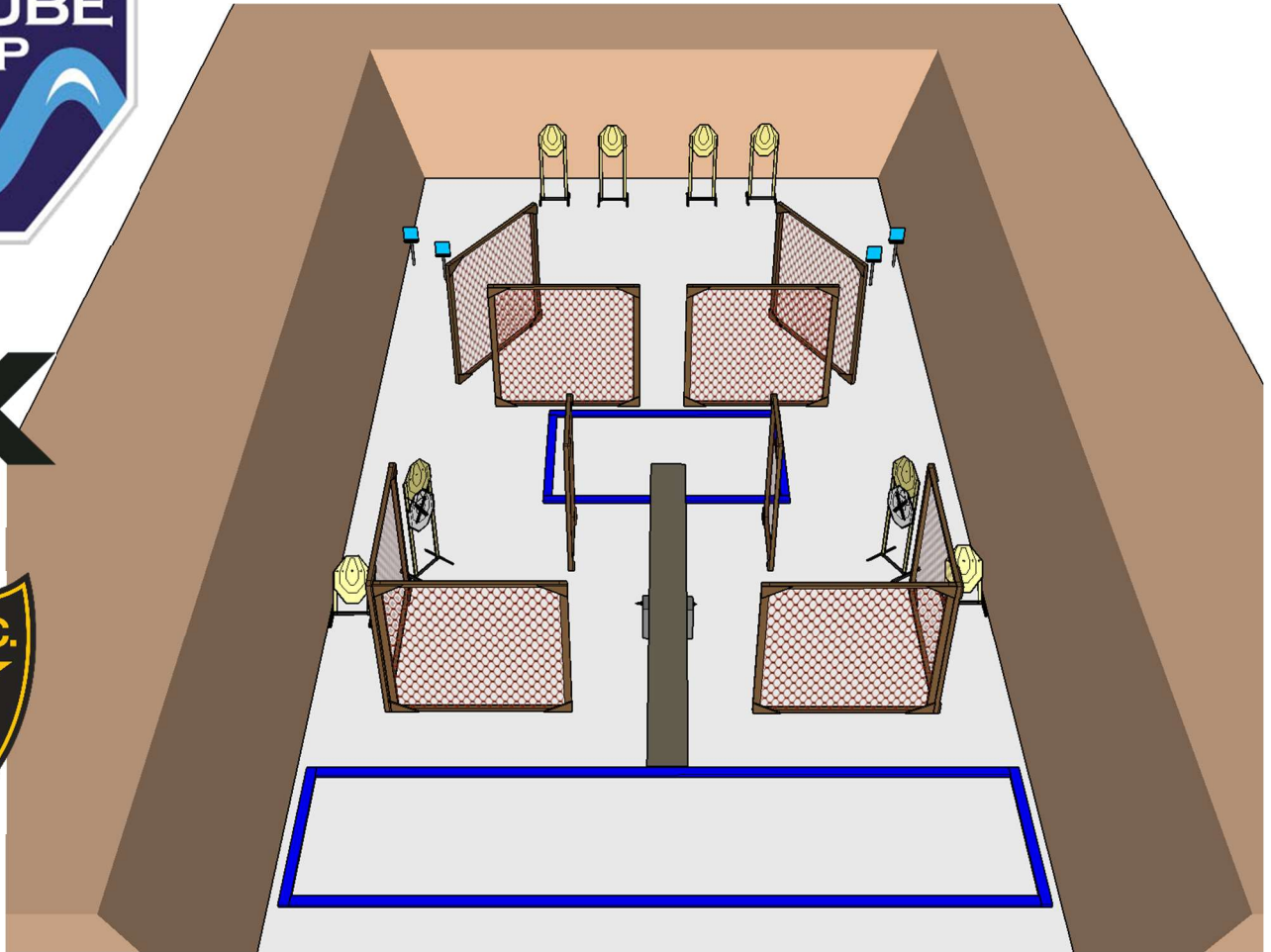

Course of fire:	Short
Targets:	4 IPSC targets, 4 IPSC metal plates, Some No-Shoots
Scored rounds:	12
Scored points:	60
Start position:	Anywhere inside marked area
Handgun ready condition:	HG: Loaded and holstered PCC: option 1
Time starts:	Audible signal
Time stops:	On the last shot
Procedure:	After start signal engage all targets from designated area.
Safety angles:	90 degrees left/right and top of the backstop while finger in the trigger guard.

STAGE 9



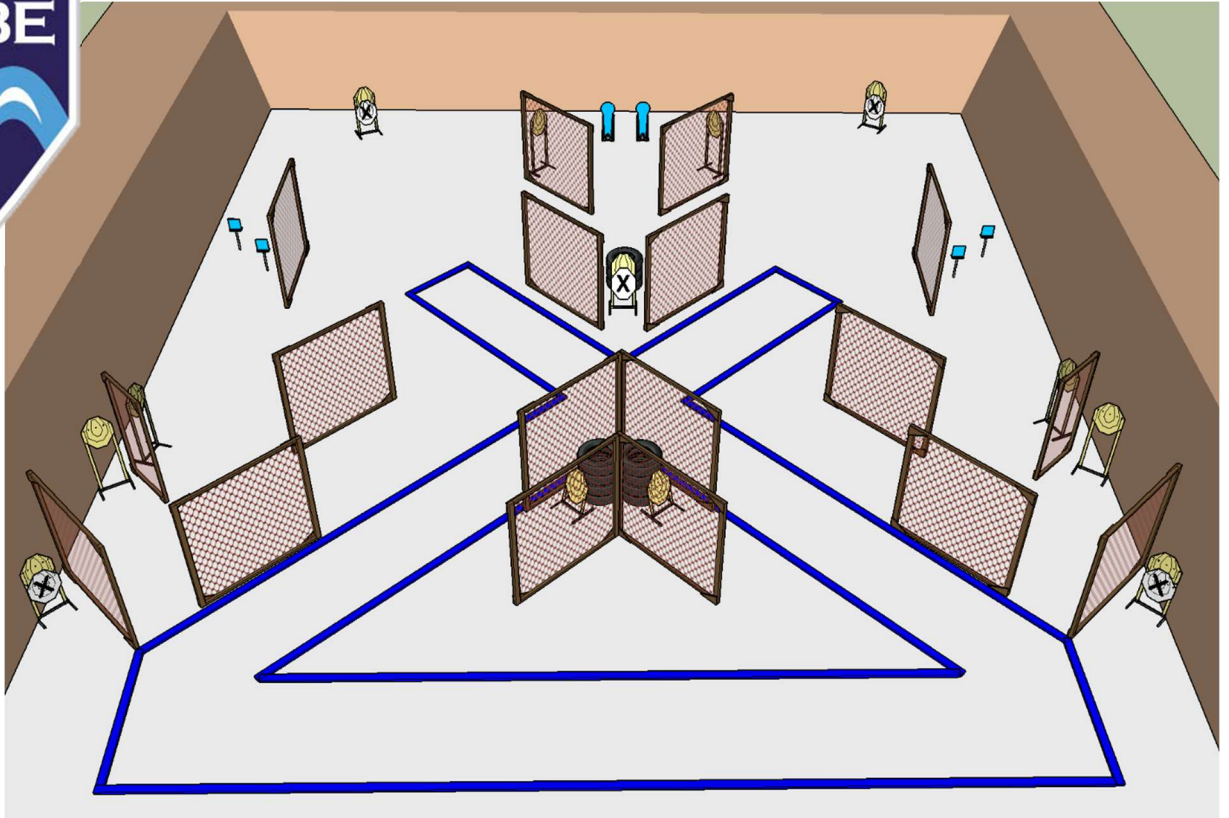
Course of fire:	Medium
Targets:	9 IPSC targets, Some No-Shoots
Scored rounds:	18
Scored points:	90
Start position:	Anywhere inside marked area
Handgun ready condition:	HG: Loaded and holstered. PCC: option 1
Time starts:	Audible signal
Time stops:	On the last shot
Procedure:	After start signal engage all targets from designated area. Pulling the handle reveals target T1, releasing the handle hides the target.
Safety angles:	90 degrees left/right and top of the backstop while finger in the trigger guard.

STAGE 10



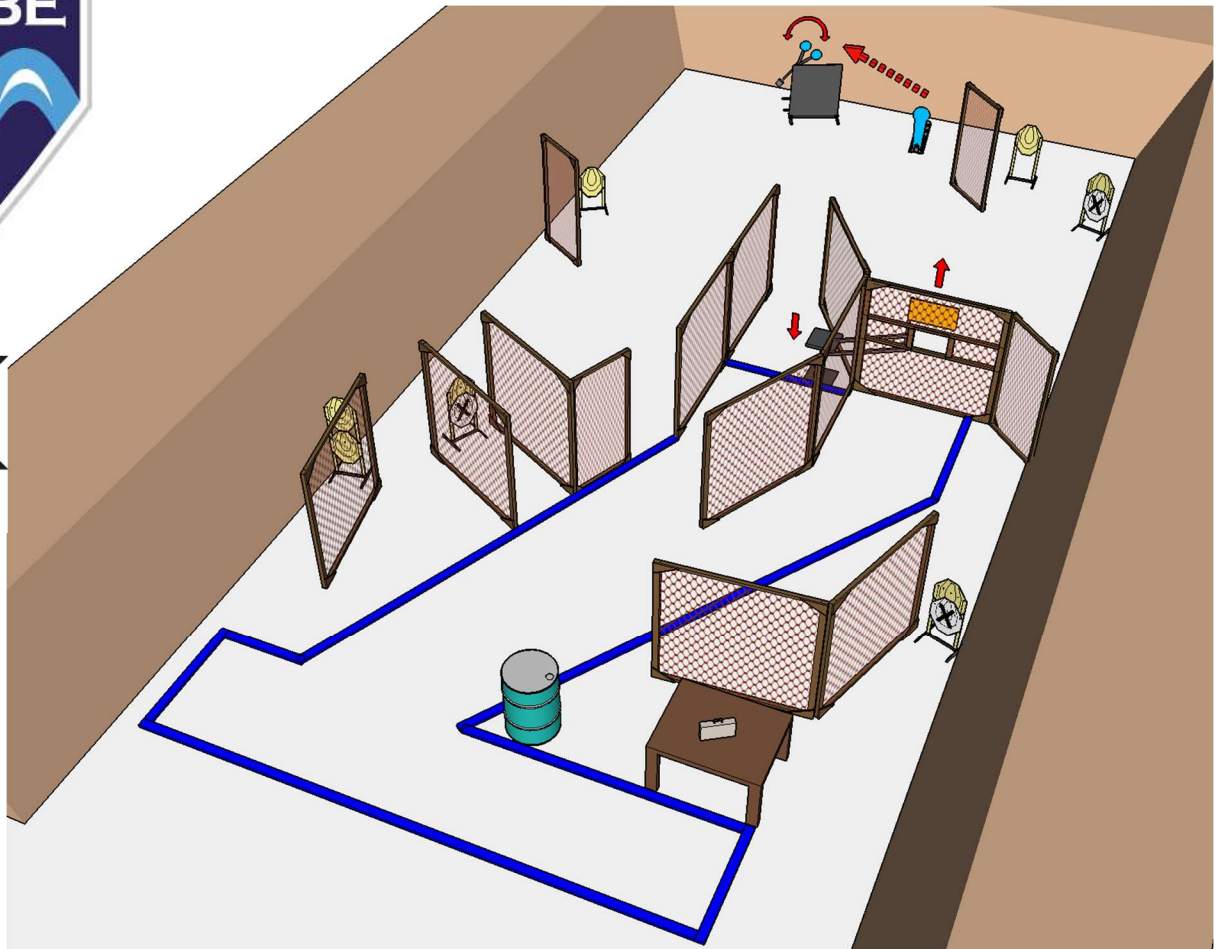
Course of fire:	Medium
Targets:	8 IPSC targets, 4 IPSC metal plates, Some No-Shoots
Scored rounds:	20
Scored points:	100
Start position:	Both heels touching red mark.
Handgun ready condition:	HG: Loaded and holstered. PCC: option 1
Time starts:	Audible signal
Time stops:	On the last shot
Procedure:	After start signal engage all targets from designated area.
Safety angles:	90 degrees left/right and top of the backstop while finger in the trigger guard.

STAGE 11



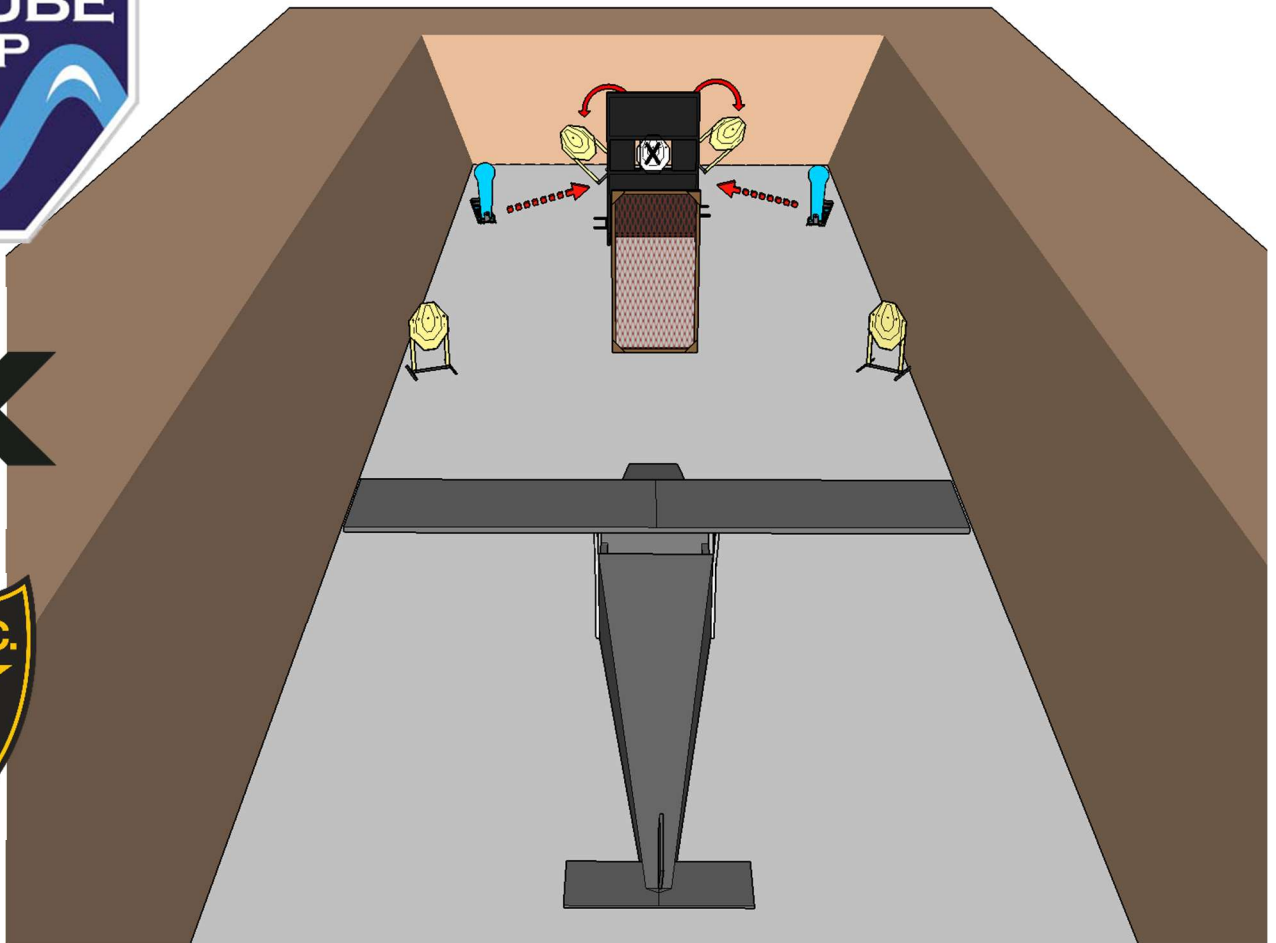
Course of fire:	Long
Targets:	13 IPSC targets, 2 IPSC poppers, 4 IPSC metal plates, Some No-Shoots
Scored rounds:	32
Scored points:	160
Start position:	Anywhere inside marked area.
Handgun ready condition:	HG: Loaded and holstered. PCC: option 1
Time starts:	Audible signal
Time stops:	On the last shot
Procedure:	After start signal engage all targets from designated area.
Safety angles:	90 degrees left/right and top of the backstop while finger in the trigger guard.

STAGE 12



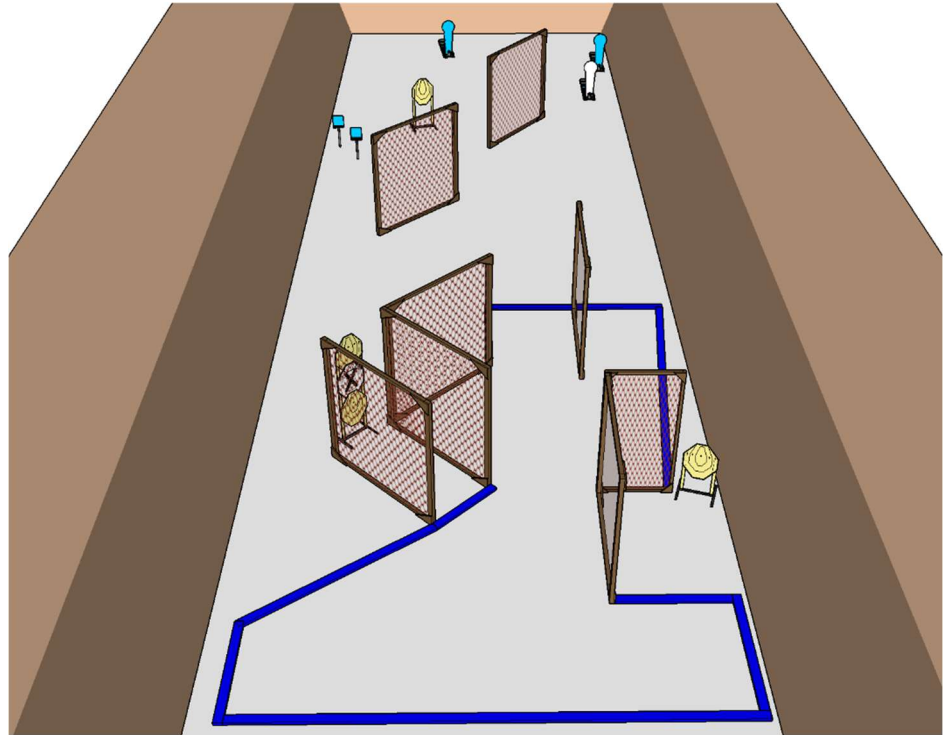
Course of fire:	Medium
Targets:	5 IPSC targets, 2 IPSC poppers, 3 IPSC metal plates, Some No-Shoots
Scored rounds:	17
Scored points:	85
Start position:	Anywhere inside marked area
Handgun ready condition:	HG: Loaded and holstered. PCC: option 1
Time starts:	Audible signal
Time stops:	On the last shot
Procedure:	After start signal engage all targets from designated area. Popper P1 activates moving targets M1 and M2. All moving targets stay visible at the end of their movement. Placing briefcase on pressure plate opens the window. Briefcase cannot be thrown over range, must be carried in one hand by handle. Briefcase can be placed on the ground while shooting.
Safety angles:	90 degrees left/right and top of the backstop while finger in the trigger guard.

STAGE 13



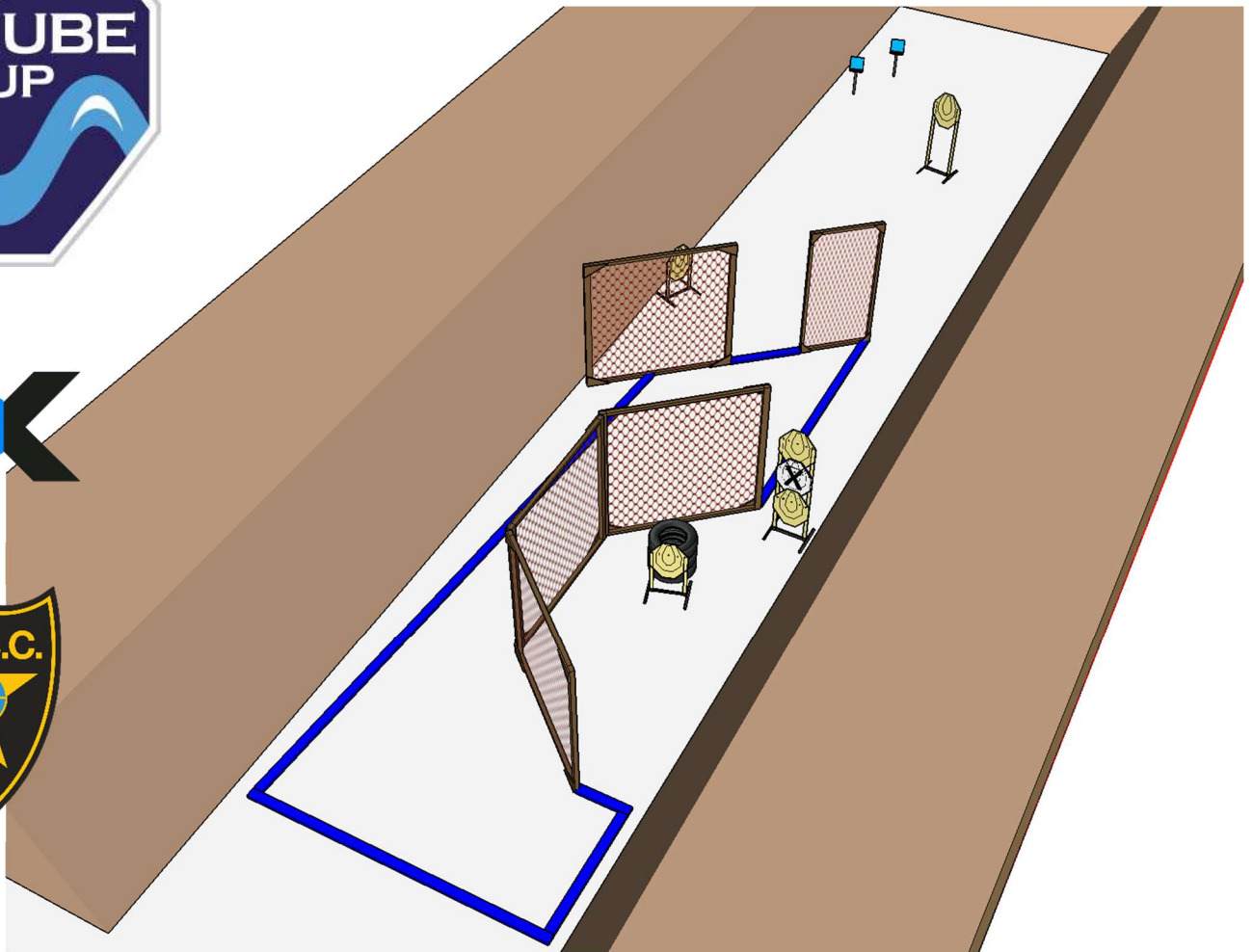

Course of fire:	Short
Targets:	4 IPSC targets, 2 IPSC poppers, Some No-Shoots
Scored rounds:	10
Scored points:	50
Start position:	Sitting in plane, both hands holding steering lever
Handgun ready condition:	HG: Loaded, chamber empty, lying on cockpit PCC: option 2, lying on cockpit
Time starts:	Audible signal
Time stops:	On the last shot
Procedure:	After start signal engage all targets from designated area. Popper P1 activates moving target T1, Popper T2 activates moving target T2. All targets stay visible at the end of their movement.
Safety angles:	90 degrees left/right and top of the backstop while finger in the trigger guard.

STAGE 14



Course of fire:	Short
Targets:	4 IPSC targets, 2 IPSC poppers, 2 IPSC metal plates, Some No-Shoots
Scored rounds:	12
Scored points:	60
Start position:	Anywhere inside marked area
Handgun ready condition:	HG: Loaded and holstered. PCC: option 1
Time starts:	Audible signal
Time stops:	On the last shot
Procedure:	After start signal engage all targets from designated area.
Safety angles:	90 degrees left/right and top of the backstop while finger in the trigger guard.

STAGE 15



Course of fire:	Short
Targets:	5 IPSC targets, 2 IPSC metal plates, Some No-Shoots
Scored rounds:	12
Scored points:	60
Start position:	Anywhere inside marked area
Handgun ready condition:	HG: Loaded and holstered, chamber empty PCC: option 2
Time starts:	Audible signal
Time stops:	On the last shot
Procedure:	After start signal engage all targets from designated area.
Safety angles:	90 degrees left/right and top of the backstop while finger in the trigger guard.