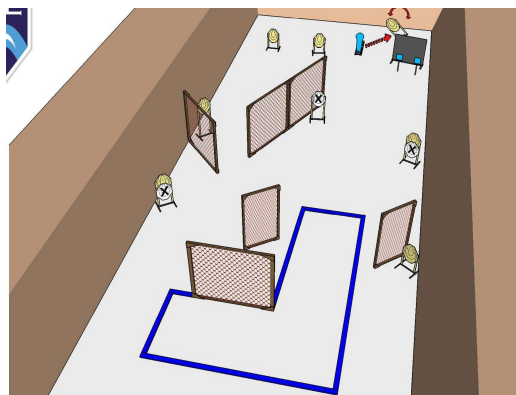


## Danube Cup 2022 - Stejdž 1 - 2022-09-11



### Stage Results - Classic

Place	Name	No.	Class	Div	PF	Points	Pen	Time	Hit Factor	Stage Pts	Stage %
1	Batki, Gyorgy			C	Min	75	0	11.99	6.2552	85.0000	100.00 %
2	Miglecz, Gyula		U	C	Min	71	0	13.00	5.4615	74.2150	87.31 %
3	Poliacik, Martin			C	Min	79	0	14.55	5.4296	73.7804	86.80 %
4	Bobaly, Mihaly			C	Min	77	0	15.49	4.9709	67.5486	79.47 %
5	Kovar, Zbynek			C	Min	71	0	14.35	4.9477	67.2331	79.10 %
6	Ebner, Markus			C	Min	65	0	15.41	4.2180	57.3175	67.43 %

### Stage Results - Open

Place	Name	No.	Class	Div	PF	Points	Pen	Time	Hit Factor	Stage Pts	Stage %
1	Henes, Zdenek			O	Maj	80	10	9.17	7.6336	85.0000	100.00 %
2	Horinek, Milos			O	Maj	75	0	10.08	7.4405	82.8497	97.47 %
3	Barkanyi, Laszlo			O	Maj	78	0	12.04	6.4784	72.1370	84.87 %
4	Veronika, Nemeth Kovacs			O	Maj	80	0	13.85	5.7762	64.3177	75.67 %
5	Banyai, Gibart			O	Min	77	0	15.20	5.0658	56.4076	66.36 %
6	Aigner, Edeltraut			O	Maj	77	0	15.31	5.0294	56.0023	65.89 %
7	Pavlik, Yvonne			O	Maj	78	0	16.16	4.8267	53.7457	63.23 %
8	Veselsky, Dusan		U	O	Maj	79	0	16.66	4.7419	52.8010	62.12 %
9	Aigner, Michael			O	Maj	79	0	17.13	4.6118	51.3523	60.41 %
10	Adamec, Lubos			O	Min	64	40	10.75	2.2326	24.8595	29.25 %

### Stage Results - PCC

Place	Name	No.	Class	Div	PF	Points	Pen	Time	Hit Factor	Stage Pts	Stage %
1	Fedor, Marian			PCC	Min	81	0	9.77	8.2907	85.0000	100.00 %
2	Bulko, Peter		U	PCC	Min	77	0	9.63	7.9958	81.9772	96.44 %
3	Palka, Jan			PCC	Min	77	0	9.93	7.7543	79.5005	93.53 %
4	Szarvas, Peter			PCC	Min	83	0	10.71	7.7498	79.4542	93.48 %
5	Meles, Radovan			PCC	Min	77	0	10.11	7.6162	78.0851	91.86 %
6	Tomascin, Andrej			PCC	Min	75	0	10.39	7.2185	74.0072	87.07 %
7	Handl, Reinhard			PCC	Min	77	0	10.87	7.0837	72.6256	85.44 %
8	Kiss, Gabor			PCC	Min	79	0	11.53	6.8517	70.2468	82.64 %
9	Barancik, Ivan			PCC	Min	83	0	12.15	6.8313	70.0374	82.40 %
10	Ambrus, Oliver			PCC	Min	73	0	10.82	6.7468	69.1710	81.38 %
11	Novotna, Marta			PCC	Min	75	0	11.82	6.3452	65.0537	76.53 %
12	Radolec, Michal			PCC	Min	75	0	12.39	6.0533	62.0610	73.01 %
13	Szundi, Andrej			PCC	Min	75	0	12.52	5.9904	61.4165	72.25 %
14	Busolin, Pavel			PCC	Min	71	0	15.16	4.6834	48.0162	56.49 %
15	Szarvasne Csabai, Bernadett			PCC	Min	73	0	16.89	4.3221	44.3120	52.13 %
16	Vajler, Martin			PCC	Min	68	10	13.44	4.3155	44.2443	52.05 %
17	Atkary, Adrian			PCC	Min	74	10	15.60	4.1026	42.0614	49.48 %
18	Radolec, Milan			PCC	Min	83	0	21.50	3.8605	39.5793	46.56 %

### Stage Results - Production

Place	Name	No.	Class	Div	PF	Points	Pen	Time	Hit Factor	Stage Pts	Stage %
-------	------	-----	-------	-----	----	--------	-----	------	------------	-----------	---------

1	Chmura, Tomas		P	Min	77	0	11.71	6.5756	85.0000	100.00 %
2	Drimaj, Peter		P	Min	71	0	11.87	5.9815	77.3202	90.96 %
3	Vysny, Marian		P	Min	71	0	12.05	5.8921	76.1652	89.61 %
4	Sciranka, Martin		P	Min	67	0	12.95	5.1737	66.8791	78.68 %
5	Michalec, Lubomir		P	Min	75	0	14.51	5.1688	66.8158	78.61 %
6	Kreutz, Erich	U	P	Min	69	0	13.79	5.0036	64.6800	76.09 %
7	Szundi, Mate		P	Min	81	0	16.59	4.8825	63.1137	74.25 %
8	Talpas, Jozef		P	Min	75	0	15.50	4.8387	62.5482	73.59 %
9	Dolezal, Philipp		P	Min	70	10	12.80	4.6875	60.5935	71.29 %
10	Brezina, Marek		P	Min	69	0	14.86	4.6433	60.0227	70.61 %
11	Pancik, Vladimir		P	Min	79	0	17.85	4.4258	57.2103	67.31 %
12	Polievka, Lubomir		P	Min	68	10	13.97	4.1518	53.6682	63.14 %
13	Trencan, Peter		P	Min	68	10	14.12	4.1076	53.0980	62.47 %
14	Horvath, Beata Zsanett		P	Min	72	10	15.42	4.0208	51.9748	61.15 %
15	Santa, Tomas		P	Min	72	10	17.64	3.5147	45.4337	53.45 %
16	Czuczor, Zsolt		P	Min	67	0	20.78	3.2243	41.6787	49.03 %
17	Gahir, Marek		P	Min	65	20	14.54	3.0949	40.0067	47.07 %
18	Jurca, Robert		P	Min	57	30	18.22	1.4819	19.1558	22.54 %

### Stage Results - Production Optics

Place	Name	No.	Class	Div	PF	Points	Pen	Time	Hit Factor	Stage Pts	Stage %
1	Nagy, Ernest			PO	Min	83	0	10.90	7.6147	85.0000	100.00 %
2	Michalak, Norbert			PO	Min	83	0	12.36	6.7152	74.9595	88.19 %
3	Skvarenina, Andrej			PO	Min	81	0	12.22	6.6285	73.9914	87.05 %
4	Pavlik, Jan			PO	Min	79	0	12.42	6.3607	71.0024	83.53 %
5	Kan, Peter			PO	Min	73	0	12.06	6.0531	67.5683	79.49 %
6	Nemcok, Libor			PO	Min	77	0	13.31	5.7851	64.5773	75.97 %
7	Penov, Anton			PO	Min	79	0	15.01	5.2632	58.7508	69.12 %
8	Satalan, Ovidiu Alexandru			PO	Min	77	0	14.65	5.2560	58.6706	69.02 %
9	Chalupa, Cyril			PO	Min	79	0	17.29	4.5691	51.0034	60.00 %
10	Vanco, Jan			PO	Min	69	0	16.16	4.2698	47.6623	56.07 %
11	Kubicova Bopkova, Eniko			PO	Min	63	0	16.86	3.7367	41.7110	49.07 %
12	Koos, Zoltan			PO	Min	73	0	20.09	3.6336	40.5611	47.72 %
13	Hollosi, Nikolette			PO	Min	68	10	17.69	3.2787	36.5989	43.06 %
14	Stankova, Anna			PO	Min	79	0	24.50	3.2245	35.9939	42.35 %
15	Geerts, Hans			PO	Min	70	10	25.78	2.3274	25.9798	30.56 %
16	Spratek, Dusan			PO	Min	60	10	22.67	2.2056	24.6199	28.96 %

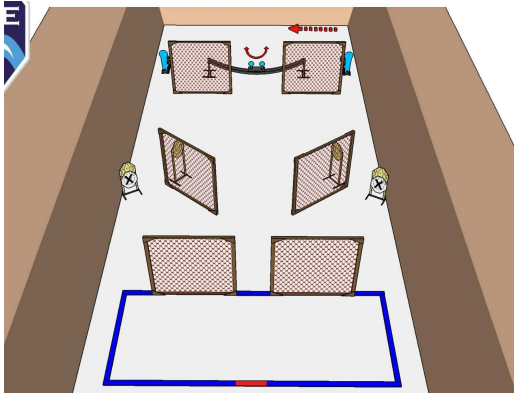
### Stage Results - Standard

Place	Name	No.	Class	Div	PF	Points	Pen	Time	Hit Factor	Stage Pts	Stage %
1	Stranz, Jurgen			S	Maj	83	0	11.64	7.1306	85.0000	100.00 %
2	Koller, Hans-Georg			S	Maj	79	0	11.43	6.9116	82.3900	96.93 %
3	Solyom, Oliver			S	Min	73	0	13.02	5.6068	66.8353	78.63 %
4	Balogh, Flavius			S	Min	69	0	12.71	5.4288	64.7139	76.13 %
5	Mongel, Egon			S	Min	74	10	11.96	5.3512	63.7885	75.05 %
6	Ciesielski, Marcin			S	Maj	75	10	12.19	5.3322	63.5629	74.78 %
7	Kvasnica, Juraj			S	Min	79	0	15.06	5.2457	62.5311	73.57 %
8	Kopunec, Peter			S	Maj	77	0	14.69	5.2417	62.4831	73.51 %
9	Hua, Wei	U		S	Maj	83	0	16.18	5.1298	61.1496	71.94 %
10	Gazdik, Lukas			S	Min	69	0	14.32	4.8184	57.4381	67.57 %
11	Cumova, Miroslava			S	Min	76	10	14.15	4.6643	55.6008	65.41 %
12	Velicko, Laurius			S	Min	76	10	14.26	4.6283	55.1719	64.91 %
13	Hanulak, Jozef			S	Min	74	10	14.47	4.4229	52.7236	62.03 %
14	Stanko, Lubomir			S	Min	67	0	15.20	4.4079	52.5442	61.82 %
15	Potocky, Peter			S	Maj	75	10	15.71	4.1375	49.3209	58.02 %
16	Labanc, Martin			S	Min	73	0	17.80	4.1011	48.8874	57.51 %
17	Ridoskova, Alexandra			S	Min	71	0	17.67	4.0181	47.8978	56.35 %
18	Sumaj, Martin			S	Min	69	0	18.34	3.7623	44.8481	52.76 %
19	Polak, Peter			S	Min	71	0	19.45	3.6504	43.5144	51.19 %
20	Pajor, Zoltan			S	Min	71	0	19.78	3.5895	42.7884	50.34 %
21	Slanina, Peter			S	Min	70	10	19.38	3.0960	36.9055	43.42 %
22	Brachmann, Jozsef			S	Min	66	10	18.10	3.0939	36.8810	43.39 %
23	Botkova, Zuzana			S	Min	64	10	17.91	3.0151	35.9412	42.28 %

24	Kor-Hanak, Tibor	S	Min	69	0	23.09	2.9883	35.6221	41.91 %	
25	Dr. Davidhazi, Richard	S	Min	69	0	24.33	2.8360	33.8065	39.77 %	
26	Mikes, Filip	S	Maj	63	30	15.25	2.1639	25.7951	30.35 %	
27	Blaho, Marek	S	Min	59	20	19.41	2.0093	23.9515	28.18 %	
28	Toth Laszlo, Kalman	Trieda	S	Min	61	20	20.63	1.9874	23.6907	27.87 %
29	David, Jaroslav	S	Maj	62	30	16.69	1.9173	22.8553	26.89 %	
30	Kosikova, Simona	S	Min	59	20	22.05	1.7687	21.0838	24.80 %	
31	Paroczai, Rita	S	Min	52	10	30.91	1.3588	16.1974	19.06 %	
32	(DQ) Labanc, Daniel	S	Min							

Generated by PractiScore for Android (1.7.22 samsung) at 2022-09-11 19:58 +0200

## Danube Cup 2022 - Stejdž 2 - 2022-09-11



### Stage Results - Classic

Place	Name	No.	Class	Div	PF	Points	Pen	Time	Hit Factor	Stage Pts	Stage %
1	Batki, Gyorgy			C	Min	56	0	14.40	3.8889	60.0000	100.00 %
2	Miglecz, Gyula		U	C	Min	58	0	15.26	3.8008	58.6407	97.73 %
3	Bobaly, Mihaly			C	Min	58	0	15.35	3.7785	58.2969	97.16 %
4	Ebner, Markus			C	Min	54	0	16.28	3.3170	51.1759	85.29 %
5	Poliacik, Martin			C	Min	54	0	17.30	3.1214	48.1585	80.26 %
6	Kovar, Zbynek			C	Min	58	0	19.89	2.9160	44.9903	74.98 %

### Stage Results - Open

Place	Name	No.	Class	Div	PF	Points	Pen	Time	Hit Factor	Stage Pts	Stage %
1	Henes, Zdenek			O	Maj	59	0	9.63	6.1267	60.0000	100.00 %
2	Barkanyi, Laszlo			O	Maj	59	0	14.36	4.1086	40.2368	67.06 %
3	Aigner, Michael			O	Maj	58	0	14.41	4.0250	39.4175	65.70 %
4	Adamec, Lubos			O	Min	54	0	15.78	3.4221	33.5129	55.85 %
5	Aigner, Edeltraut			O	Maj	59	0	17.30	3.4104	33.3988	55.66 %
6	Veronika, Nemeth Kovacs			O	Maj	57	0	17.75	3.2113	31.4487	52.41 %
7	Pavlik, Yvonne			O	Maj	56	0	17.80	3.1461	30.8101	51.35 %
8	Horinek, Milos			O	Maj	53	10	14.60	2.9452	28.8430	48.07 %
9	Banyai, Gibart			O	Min	56	10	27.02	1.7024	16.6724	27.79 %
10	Veselsky, Dusan		U	O	Maj	0	0	0.00	0.0000	0.0000	0.00 %

### Stage Results - PCC

Place	Name	No.	Class	Div	PF	Points	Pen	Time	Hit Factor	Stage Pts	Stage %
1	Fedor, Marian			PCC	Min	56	0	11.34	4.9383	60.0000	100.00 %
2	Palka, Jan			PCC	Min	60	0	12.80	4.6875	56.9531	94.92 %
3	Meles, Radovan			PCC	Min	60	0	13.15	4.5627	55.4373	92.40 %
4	Szarvas, Peter			PCC	Min	58	0	12.82	4.5242	54.9688	91.61 %
5	Handl, Reinhard			PCC	Min	60	0	13.57	4.4215	53.7214	89.54 %
6	Ambrus, Oliver			PCC	Min	54	0	12.73	4.2419	51.5397	85.90 %
7	Tomascin, Andrej			PCC	Min	60	0	14.85	4.0404	49.0909	81.82 %
8	Radolec, Michal			PCC	Min	60	0	16.13	3.7198	45.1953	75.33 %
9	Barancik, Ivan			PCC	Min	60	0	16.17	3.7106	45.0835	75.14 %
10	Bulko, Peter		U	PCC	Min	58	0	15.74	3.6849	44.7713	74.62 %
11	Busolin, Pavel			PCC	Min	60	0	16.44	3.6496	44.3431	73.91 %
12	Novotna, Marta			PCC	Min	60	10	14.76	3.3875	41.1585	68.60 %
13	Szarvasne Csabai, Bernadett			PCC	Min	58	0	17.73	3.2713	39.7462	66.24 %
14	Kiss, Gabor			PCC	Min	56	0	17.36	3.2258	39.1935	65.32 %
15	Vajler, Martin			PCC	Min	54	0	16.75	3.2239	39.1701	65.28 %
16	Radolec, Milan			PCC	Min	60	0	26.45	2.2684	27.5614	45.94 %
17	Szundi, Andrej			PCC	Min	53	10	19.00	2.2632	27.4974	45.83 %
18	Atkary, Adrian			PCC	Min	48	30	14.19	1.2685	15.4123	25.69 %

### Stage Results - Production

Place	Name	No.	Class	Div	PF	Points	Pen	Time	Hit Factor	Stage Pts	Stage %
-------	------	-----	-------	-----	----	--------	-----	------	------------	-----------	---------

1	Chmura, Tomas		P	Min	52	0	10.97	4.7402	60.0000	100.00 %
2	Drimaj, Peter		P	Min	60	0	12.66	4.7393	59.9891	99.98 %
3	Santa, Tomas		P	Min	52	0	11.96	4.3478	55.0334	91.72 %
4	Vysny, Marian		P	Min	58	0	13.81	4.1999	53.1605	88.60 %
5	Kreutz, Erich	U	P	Min	51	10	10.20	4.0196	50.8790	84.80 %
6	Sciranka, Martin		P	Min	56	0	15.28	3.6649	46.3894	77.32 %
7	Michalec, Lubomir		P	Min	56	0	15.68	3.5714	45.2060	75.34 %
8	Trencan, Peter		P	Min	50	0	16.38	3.0525	38.6376	64.40 %
9	Talpas, Jozef		P	Min	54	0	18.68	2.8908	36.5908	60.98 %
10	Pancik, Vladimir		P	Min	52	0	18.14	2.8666	36.2845	60.47 %
11	Gahir, Marek		P	Min	54	0	20.49	2.6354	33.3585	55.60 %
12	Brezina, Marek		P	Min	51	10	16.13	2.5418	32.1739	53.62 %
13	Dolezal, Philipp		P	Min	52	10	16.81	2.4985	31.6254	52.71 %
14	Horvath, Beata Zsanett		P	Min	51	10	16.92	2.4232	30.6717	51.12 %
15	Czuczor, Zsolt		P	Min	52	0	22.33	2.3287	29.4760	49.13 %
16	Polievka, Lubomir		P	Min	46	0	20.70	2.2222	28.1282	46.88 %
17	Jurca, Robert		P	Min	54	0	24.90	2.1687	27.4504	45.75 %
18	Szundi, Mate		P	Min	51	10	22.21	1.8460	23.3663	38.94 %

### Stage Results - Production Optics

Place	Name	No.	Class	Div	PF	Points	Pen	Time	Hit Factor	Stage Pts	Stage %
1	Nagy, Ernest			PO	Min	52	0	11.61	4.4789	60.0000	100.00 %
2	Penov, Anton			PO	Min	58	0	13.02	4.4547	59.6756	99.46 %
3	Michalak, Norbert			PO	Min	60	0	14.02	4.2796	57.3302	95.55 %
4	Nemcok, Libor			PO	Min	56	0	14.60	3.8356	51.3825	85.64 %
5	Kan, Peter			PO	Min	58	0	15.41	3.7638	50.4203	84.03 %
6	Pavlik, Jan			PO	Min	60	0	16.99	3.5315	47.3084	78.85 %
7	Vanco, Jan			PO	Min	58	0	17.56	3.3030	44.2470	73.74 %
8	Chalupa, Cyril			PO	Min	60	0	18.24	3.2895	44.0663	73.44 %
9	Kubicova Bopkova, Eniko			PO	Min	50	0	16.38	3.0525	40.8918	68.15 %
10	Stankova, Anna			PO	Min	60	0	19.94	3.0090	40.3094	67.18 %
11	Skvarenina, Andrej			PO	Min	58	0	20.82	2.7858	37.3188	62.20 %
12	Hollosi, Nikolette			PO	Min	52	0	20.12	2.5845	34.6223	57.70 %
13	Koos, Zoltan			PO	Min	60	0	23.88	2.5126	33.6587	56.10 %
14	Spratek, Dusan			PO	Min	56	10	20.59	2.2341	29.9283	49.88 %
15	Satalan, Ovidiu Alexandru			PO	Min	58	0	29.94	1.9372	25.9511	43.25 %
16	Geerts, Hans			PO	Min	58	0	30.24	1.9180	25.6937	42.82 %

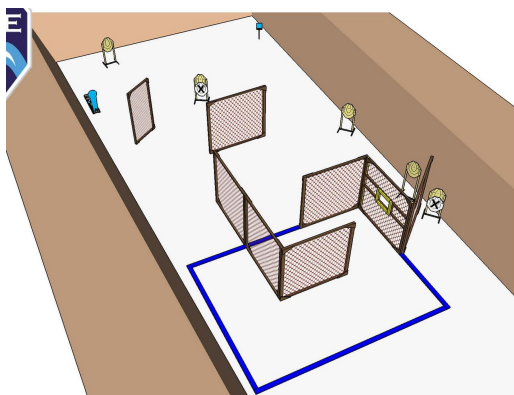
### Stage Results - Standard

Place	Name	No.	Class	Div	PF	Points	Pen	Time	Hit Factor	Stage Pts	Stage %
1	Stranz, Jurgen			S	Maj	59	0	13.13	4.4935	60.0000	100.00 %
2	Kopunec, Peter			S	Maj	59	0	14.32	4.1201	55.0140	91.69 %
3	Koller, Hans-Georg			S	Maj	53	0	13.45	3.9405	52.6160	87.69 %
4	Stanko, Lubomir			S	Min	58	0	15.03	3.8589	51.5268	85.88 %
5	Potocky, Peter			S	Maj	57	0	14.80	3.8514	51.4253	85.71 %
6	Kvasnica, Juraj			S	Min	56	0	14.98	3.7383	49.9160	83.19 %
7	Sumaj, Martin			S	Min	54	0	14.50	3.7241	49.7267	82.88 %
8	Mongel, Egon			S	Min	54	0	14.56	3.7088	49.5218	82.54 %
9	Ciesielski, Marcin			S	Maj	59	0	16.11	3.6623	48.9013	81.50 %
10	Hua, Wei	U		S	Maj	57	0	15.90	3.5849	47.8676	79.78 %
11	Balogh, Flavius			S	Min	53	10	12.02	3.5774	47.7670	79.61 %
12	Solyom, Oliver			S	Min	54	0	15.27	3.5363	47.2192	78.70 %
13	Velicko, Laurius			S	Min	60	0	18.69	3.2103	42.8653	71.44 %
14	Cumova, Miroslava			S	Min	56	0	17.75	3.1549	42.1263	70.21 %
15	Botkova, Zuzana			S	Min	56	0	18.34	3.0534	40.7711	67.95 %
16	Kosikova, Simona			S	Min	54	0	18.59	2.9048	38.7863	64.64 %
17	Slanina, Peter			S	Min	56	0	20.64	2.7132	36.2278	60.38 %
18	Toth Laszlo, Kalman		Trieda	S	Min	58	0	21.78	2.6630	35.5577	59.26 %
19	Ridoskova, Alexandra			S	Min	56	0	21.21	2.6403	35.2542	58.76 %
20	Labanc, Martin			S	Min	56	0	21.57	2.5962	34.6658	57.78 %
21	Polak, Peter			S	Min	58	0	24.43	2.3741	31.7007	52.83 %
22	Mikes, Filip			S	Maj	50	10	17.23	2.3215	30.9984	51.66 %
23	Pajor, Zoltan			S	Min	54	10	20.07	2.1923	29.2731	48.79 %

24	David, Jaroslav	S	Maj	54	0	27.28	1.9795	26.4310	44.05 %
25	Brachmann, Jozsef	S	Min	50	0	26.03	1.9209	25.6484	42.75 %
26	Blaho, Marek	S	Min	49	10	20.49	1.9034	25.4148	42.36 %
27	Gazdik, Lukas	S	Min	51	20	18.32	1.6921	22.5944	37.66 %
28	Kor-Hanak, Tibor	S	Min	47	10	24.05	1.5385	20.5424	34.24 %
29	Hanulak, Jozef	S	Min	50	30	13.11	1.5256	20.3700	33.95 %
30	Dr. Davidhazi, Richard	S	Min	50	0	34.00	1.4706	19.6361	32.73 %
31	Paroczai, Rita	S	Min	43	20	22.44	1.0250	13.6858	22.81 %
32	(DQ) Labanc, Daniel	S	Min						

Generated by PractiScore for Android (1.7.22 samsung) at 2022-09-11 19:58 +0200

## Danube Cup 2022 - Stejdž 3 - 2022-09-11



### Stage Results - Classic

Place	Name	No.	Class	Div	PF	Points	Pen	Time	Hit Factor	Stage Pts	Stage %
1	Miglecz, Gyula		U	C	Min	58	0	11.45	5.0655	60.0000	100.00 %
2	Kovar, Zbynek			C	Min	56	0	11.06	5.0633	59.9738	99.96 %
3	Ebner, Markus			C	Min	56	0	11.57	4.8401	57.3302	95.55 %
4	Batki, Gyorgy			C	Min	56	0	12.19	4.5939	54.4143	90.69 %
5	Bobaly, Mihaly			C	Min	54	0	12.74	4.2386	50.2057	83.68 %
6	Poliacik, Martin			C	Min	53	10	11.40	3.7719	44.6779	74.46 %

### Stage Results - Open

Place	Name	No.	Class	Div	PF	Points	Pen	Time	Hit Factor	Stage Pts	Stage %
1	Henes, Zdenek			O	Maj	59	0	8.97	6.5775	60.0000	100.00 %
2	Horinek, Milos			O	Maj	57	0	9.52	5.9874	54.6172	91.03 %
3	Aigner, Michael			O	Maj	59	0	11.22	5.2585	47.9679	79.95 %
4	Adamec, Lubos			O	Min	50	0	9.82	5.0916	46.4462	77.41 %
5	Aigner, Edeltraut			O	Maj	58	0	12.33	4.7040	42.9098	71.52 %
6	Pavlik, Yvonne			O	Maj	59	0	13.05	4.5211	41.2414	68.74 %
7	Barkanyi, Laszlo			O	Maj	58	0	17.37	3.3391	30.4593	50.77 %
8	Banyai, Gibart			O	Min	52	10	12.58	3.3386	30.4551	50.76 %
9	Veronika, Nemeth Kovacs			O	Maj	54	10	13.42	3.2787	29.9083	49.85 %
10	Veselsky, Dusan		U	O	Maj	0	0	0.00	0.0000	0.0000	0.00 %

### Stage Results - PCC

Place	Name	No.	Class	Div	PF	Points	Pen	Time	Hit Factor	Stage Pts	Stage %
1	Fedor, Marian			PCC	Min	54	0	8.41	6.4209	60.0000	100.00 %
2	Handl, Reinhard			PCC	Min	56	0	9.06	6.1810	57.7582	96.26 %
3	Bulko, Peter		U	PCC	Min	58	0	9.84	5.8943	55.0790	91.80 %
4	Tomascin, Andrej			PCC	Min	54	0	9.29	5.8127	54.3165	90.53 %
5	Szarvas, Peter			PCC	Min	56	0	9.64	5.8091	54.2831	90.47 %
6	Barancik, Ivan			PCC	Min	58	0	10.10	5.7426	53.6612	89.44 %
7	Ambrus, Oliver			PCC	Min	58	0	10.29	5.6365	52.6703	87.78 %
8	Novotna, Marta			PCC	Min	58	0	10.55	5.4976	51.3723	85.62 %
9	Vajler, Martin			PCC	Min	58	0	11.12	5.2158	48.7390	81.23 %
10	Radolec, Michal			PCC	Min	56	0	10.82	5.1756	48.3631	80.61 %
11	Kiss, Gabor			PCC	Min	56	0	10.96	5.1095	47.7453	79.58 %
12	Palka, Jan			PCC	Min	55	10	8.84	5.0905	47.5679	79.28 %
13	Szundi, Andrej			PCC	Min	60	0	12.07	4.9710	46.4513	77.42 %
14	Meles, Radovan			PCC	Min	58	10	12.55	3.8247	35.7397	59.57 %
15	Busolin, Pavel			PCC	Min	56	0	14.66	3.8199	35.6950	59.49 %
16	Szarvasne Csabai, Bernadett			PCC	Min	58	0	15.28	3.7958	35.4697	59.12 %
17	Atkary, Adrian			PCC	Min	54	0	14.44	3.7396	34.9446	58.24 %
18	Radolec, Milan			PCC	Min	58	0	19.27	3.0099	28.1255	46.88 %

### Stage Results - Production

Place	Name	No.	Class	Div	PF	Points	Pen	Time	Hit Factor	Stage Pts	Stage %
-------	------	-----	-------	-----	----	--------	-----	------	------------	-----------	---------

1	Chmura, Tomas		P	Min	56	0	8.78	6.3781	60.0000	100.00 %
2	Vysny, Marian		P	Min	56	0	9.25	6.0541	56.9514	94.92 %
3	Santa, Tomas		P	Min	56	0	9.42	5.9448	55.9236	93.21 %
4	Kreutz, Erich	U	P	Min	60	0	10.46	5.7361	53.9607	89.93 %
5	Szundi, Mate		P	Min	60	0	10.57	5.6764	53.3991	89.00 %
6	Dolezal, Philipp		P	Min	60	0	11.31	5.3050	49.9053	83.18 %
7	Michalec, Lubomir		P	Min	52	0	10.12	5.1383	48.3371	80.56 %
8	Horvath, Beata Zsanett		P	Min	54	0	10.58	5.1040	48.0138	80.02 %
9	Sciranka, Martin		P	Min	56	0	11.35	4.9339	46.4141	77.36 %
10	Drimaj, Peter		P	Min	52	0	10.72	4.8507	45.6317	76.05 %
11	Trencan, Peter		P	Min	54	0	11.75	4.5957	43.2328	72.05 %
12	Brezina, Marek		P	Min	46	0	10.65	4.3192	40.6318	67.72 %
13	Talpas, Jozef		P	Min	51	10	9.54	4.2977	40.4290	67.38 %
14	Jurca, Robert		P	Min	56	0	14.17	3.9520	37.1771	61.96 %
15	Pancik, Vladimir		P	Min	56	0	14.59	3.8382	36.1069	60.18 %
16	Czuczor, Zsolt		P	Min	52	0	15.35	3.3876	31.8678	53.11 %
17	Polievka, Lubomir		P	Min	53	10	13.70	3.1387	29.5261	49.21 %
18	Gahir, Marek		P	Min	49	10	12.89	3.0256	28.4623	47.44 %

### Stage Results - Production Optics

Place	Name	No.	Class	Div	PF	Points	Pen	Time	Hit Factor	Stage Pts	Stage %
1	Pavlik, Jan			PO	Min	54	0	9.04	5.9735	60.0000	100.00 %
2	Nemcok, Libor			PO	Min	54	0	9.24	5.8442	58.7013	97.84 %
3	Michalak, Norbert			PO	Min	58	0	10.03	5.7827	58.0835	96.81 %
4	Skvarenina, Andrej			PO	Min	56	0	10.16	5.5118	55.3631	92.27 %
5	Nagy, Ernest			PO	Min	48	0	8.99	5.3393	53.6300	89.38 %
6	Penov, Anton			PO	Min	56	0	10.87	5.1518	51.7469	86.24 %
7	Kubicova Bopkova, Eniko			PO	Min	56	0	11.44	4.8951	49.1686	81.95 %
8	Kan, Peter			PO	Min	54	0	11.14	4.8474	48.6894	81.15 %
9	Vanco, Jan			PO	Min	54	0	11.14	4.8474	48.6894	81.15 %
10	Satalan, Ovidiu Alexandru			PO	Min	58	0	13.89	4.1757	41.9422	69.90 %
11	Chalupa, Cyril			PO	Min	54	0	13.33	4.0510	40.6902	67.82 %
12	Stankova, Anna			PO	Min	58	0	15.31	3.7884	38.0521	63.42 %
13	Spratek, Dusan			PO	Min	58	0	16.63	3.4877	35.0317	58.39 %
14	Geerts, Hans			PO	Min	56	0	17.89	3.1302	31.4415	52.40 %
15	Hollosi, Nikolette			PO	Min	44	0	15.10	2.9139	29.2686	48.78 %
16	Koos, Zoltan			PO	Min	48	0	18.16	2.6432	26.5492	44.25 %

### Stage Results - Standard

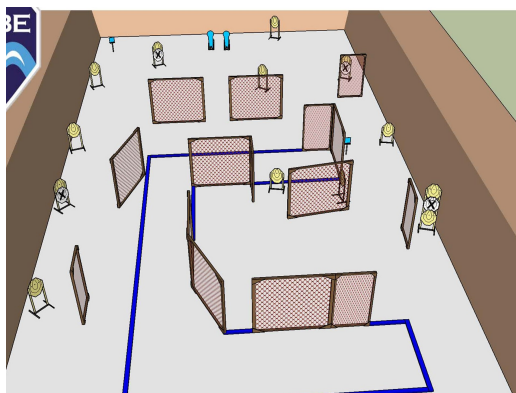
Place	Name	No.	Class	Div	PF	Points	Pen	Time	Hit Factor	Stage Pts	Stage %
1	Stranz, Jurgen			S	Maj	59	0	9.24	6.3853	60.0000	100.00 %
2	Balogh, Flavius			S	Min	58	0	9.36	6.1966	58.2269	97.04 %
3	Koller, Hans-Georg			S	Maj	59	0	9.98	5.9118	55.5511	92.59 %
4	Kopunec, Peter			S	Maj	56	0	10.19	5.4956	51.6399	86.07 %
5	Velicko, Laurius			S	Min	56	0	10.97	5.1048	47.9681	79.95 %
6	Ciesielski, Marcin			S	Maj	56	0	11.03	5.0771	47.7072	79.51 %
7	Kvasnica, Juraj			S	Min	60	0	11.92	5.0336	47.2984	78.83 %
8	Cumova, Miroslava			S	Min	60	0	12.29	4.8820	45.8744	76.46 %
9	Mikes, Filip			S	Maj	54	0	11.34	4.7619	44.7458	74.58 %
10	Sumaj, Martin			S	Min	58	0	12.40	4.6774	43.9519	73.25 %
11	Gazdik, Lukas			S	Min	56	0	12.28	4.5603	42.8510	71.42 %
12	Solyom, Oliver			S	Min	58	0	12.89	4.4996	42.2811	70.47 %
13	Hanulak, Jozef			S	Min	56	0	12.57	4.4551	41.8624	69.77 %
14	Hua, Wei		U	S	Maj	60	0	14.07	4.2644	40.0708	66.78 %
15	Mongel, Egon			S	Min	53	10	10.20	4.2157	39.6132	66.02 %
16	Stanko, Lubomir			S	Min	52	0	12.41	4.1902	39.3734	65.62 %
17	Toth Laszlo, Kalman		Trieda	S	Min	54	0	12.90	4.1860	39.3346	65.56 %
18	Labanc, Martin			S	Min	60	0	14.67	4.0900	38.4319	64.05 %
19	Potocky, Peter			S	Maj	56	0	13.81	4.0550	38.1036	63.51 %
20	Ridoskova, Alexandra			S	Min	56	0	13.88	4.0346	37.9114	63.19 %
21	David, Jaroslav			S	Maj	57	0	14.24	4.0028	37.6128	62.69 %
22	Dr. Davidhazi, Richard			S	Min	60	0	15.43	3.8885	36.5390	60.90 %
23	Botkova, Zuzana			S	Min	46	0	12.07	3.8111	35.8114	59.69 %



24	Polak, Peter	S	Min	60	0	16.15	3.7152	34.9100	58.18 %
25	Pajor, Zoltan	S	Min	48	0	13.03	3.6838	34.6153	57.69 %
26	Kor-Hanak, Tibor	S	Min	60	0	17.66	3.3975	31.9251	53.21 %
27	Kosikova, Simona	S	Min	51	10	14.15	2.8975	27.2269	45.38 %
28	Brachmann, Jozsef	S	Min	52	10	14.76	2.8455	26.7383	44.56 %
29	Paroczai, Rita	S	Min	46	0	18.16	2.5330	23.8020	39.67 %
30	Slanina, Peter	S	Min	47	10	14.90	2.4832	23.3339	38.89 %
31	Blaho, Marek	S	Min	47	10	15.29	2.4199	22.7387	37.90 %
32	(DQ) Labanc, Daniel	S	Min						

Generated by PractiScore for Android (1.7.22 samsung) at 2022-09-11 20:00 +0200

## Danube Cup 2022 - Stejdž 4 - 2022-09-11



### Stage Results - Classic

Place	Name	No.	Class	Div	PF	Points	Pen	Time	Hit Factor	Stage Pts	Stage %
1	Batki, Gyorgy			C	Min	144	0	22.13	6.5070	150.0000	100.00 %
2	Poliacik, Martin			C	Min	146	0	27.31	5.3460	123.2371	82.16 %
3	Miglecz, Gyula		U	C	Min	138	0	27.07	5.0979	117.5171	78.34 %
4	Kovar, Zbynek			C	Min	146	0	30.76	4.7464	109.4150	72.94 %
5	Bobaly, Mihaly			C	Min	138	0	30.96	4.4574	102.7515	68.50 %
6	Ebner, Markus			C	Min	142	0	32.30	4.3963	101.3435	67.56 %

### Stage Results - Open

Place	Name	No.	Class	Div	PF	Points	Pen	Time	Hit Factor	Stage Pts	Stage %
1	Henes, Zdenek			O	Maj	137	10	19.81	6.4109	150.0000	100.00 %
2	Horinek, Milos			O	Maj	143	0	23.71	6.0312	141.1161	94.08 %
3	Adamec, Lubos			O	Min	124	0	23.79	5.2123	121.9549	81.30 %
4	Aigner, Michael			O	Maj	144	0	28.17	5.1118	119.6045	79.74 %
5	Veronika, Nemeth Kovacs			O	Maj	144	0	28.80	5.0000	116.9882	77.99 %
6	Barkanyi, Laszlo			O	Maj	131	20	23.12	4.8010	112.3329	74.89 %
7	Banyai, Gibart			O	Min	140	0	30.71	4.5588	106.6646	71.11 %
8	Aigner, Edeltraut			O	Maj	146	0	35.15	4.1536	97.1851	64.79 %
9	Pavlik, Yvonne			O	Maj	143	0	34.57	4.1365	96.7851	64.52 %
10	Veselsky, Dusan		U	O	Maj	0	0	0.00	0.0000	0.0000	0.00 %

### Stage Results - PCC

Place	Name	No.	Class	Div	PF	Points	Pen	Time	Hit Factor	Stage Pts	Stage %
1	Fedor, Marian			PCC	Min	142	0	17.35	8.1844	150.0000	100.00 %
2	Palka, Jan			PCC	Min	144	0	21.10	6.8246	125.0784	83.39 %
3	Tomascin, Andrej			PCC	Min	136	0	20.45	6.6504	121.8844	81.26 %
4	Szarvas, Peter			PCC	Min	150	0	22.89	6.5531	120.1013	80.07 %
5	Barancik, Ivan			PCC	Min	150	0	24.48	6.1275	112.3006	74.87 %
6	Bulko, Peter		U	PCC	Min	148	0	24.79	5.9701	109.4177	72.95 %
7	Handl, Reinhard			PCC	Min	144	0	24.38	5.9065	108.2508	72.17 %
8	Ambrus, Oliver			PCC	Min	140	0	24.30	5.7613	105.5903	70.39 %
9	Meles, Radovan			PCC	Min	142	0	25.22	5.6305	103.1919	68.79 %
10	Kiss, Gabor			PCC	Min	146	0	26.88	5.4315	99.5465	66.36 %
11	Radolec, Michal			PCC	Min	140	0	25.83	5.4201	99.3359	66.22 %
12	Novotna, Marta			PCC	Min	132	0	25.30	5.2174	95.6216	63.75 %
13	Szundi, Andrej			PCC	Min	144	10	26.12	5.1302	94.0230	62.68 %
14	Vajler, Martin			PCC	Min	136	0	28.22	4.8193	88.3251	58.88 %
15	Busolin, Pavel			PCC	Min	134	0	30.58	4.3819	80.3100	53.54 %
16	Szarvasne Csabai, Bernadett			PCC	Min	138	0	35.79	3.8558	70.6675	47.11 %
17	Radolec, Milan			PCC	Min	146	0	69.45	2.1022	38.5286	25.69 %
18	Atkary, Adrian			PCC	Min	126	60	37.44	1.7628	32.3080	21.54 %

### Stage Results - Production

Place	Name	No.	Class	Div	PF	Points	Pen	Time	Hit Factor	Stage Pts	Stage %
1	Chmura, Tomas			P	Min	138	0	24.55	5.6212	150.0000	100.00 %

2	Drimaj, Peter		P	Min	142	0	25.43	5.5840	149.0067	99.34 %
3	Vysny, Marian		P	Min	144	0	25.97	5.5449	147.9634	98.64 %
4	Santa, Tomas		P	Min	134	0	25.21	5.3154	141.8390	94.56 %
5	Szundi, Mate		P	Min	148	10	26.18	5.2712	140.6608	93.77 %
6	Gahir, Marek		P	Min	134	0	25.97	5.1598	137.6881	91.79 %
7	Sciranka, Martin		P	Min	132	0	25.65	5.1462	137.3252	91.55 %
8	Kreutz, Erich	U	P	Min	140	0	27.67	5.0596	135.0152	90.01 %
9	Talpas, Jozef		P	Min	138	0	27.29	5.0568	134.9395	89.96 %
10	Trencan, Peter		P	Min	132	0	26.54	4.9736	132.7201	88.48 %
11	Polievka, Lubomir		P	Min	140	0	29.21	4.7929	127.8969	85.26 %
12	Dolezal, Philipp		P	Min	141	10	27.55	4.7550	126.8859	84.59 %
13	Czuczor, Zsolt		P	Min	146	0	34.39	4.2454	113.2881	75.53 %
14	Michalec, Lubomir		P	Min	134	0	32.97	4.0643	108.4550	72.30 %
15	Pancik, Vladimir		P	Min	142	0	38.77	3.6626	97.7364	65.16 %
16	Brezina, Marek		P	Min	132	0	37.33	3.5360	94.3582	62.91 %
17	Jurca, Robert		P	Min	140	10	43.11	3.0155	80.4691	53.65 %
18	Horvath, Beata Zsanett		P	Min	130	30	33.98	2.9429	78.5308	52.35 %

### Stage Results - Production Optics

Place	Name	No.	Class	Div	PF	Points	Pen	Time	Hit Factor	Stage Pts	Stage %
1	Nagy, Ernest			PO	Min	138	0	21.99	6.2756	150.0000	100.00 %
2	Pavlik, Jan			PO	Min	144	0	23.32	6.1750	147.5949	98.40 %
3	Kan, Peter			PO	Min	144	0	24.09	5.9776	142.8773	95.25 %
4	Michalak, Norbert			PO	Min	142	0	24.80	5.7258	136.8592	91.24 %
5	Penov, Anton			PO	Min	140	0	25.13	5.5710	133.1597	88.77 %
6	Nemcok, Libor			PO	Min	138	0	26.37	5.2332	125.0853	83.39 %
7	Skvarenina, Andrej			PO	Min	139	10	25.45	5.0688	121.1544	80.77 %
8	Kubicova Bopkova, Eniko			PO	Min	136	0	31.08	4.3758	104.5912	69.73 %
9	Vanco, Jan			PO	Min	134	0	33.73	3.9727	94.9568	63.30 %
10	Chalupa, Cyril			PO	Min	134	30	27.51	3.7804	90.3608	60.24 %
11	Holloosi, Nikolette			PO	Min	138	0	36.81	3.7490	89.6088	59.74 %
12	Stankova, Anna			PO	Min	140	0	40.84	3.4280	81.9369	54.62 %
13	Koos, Zoltan			PO	Min	142	0	41.44	3.4266	81.9042	54.60 %
14	Spratek, Dusan			PO	Min	142	0	45.09	3.1493	75.2741	50.18 %
15	Satalan, Ovidiu Alexandru			PO	Min	150	0	52.09	2.8796	68.8295	45.89 %
16	Geerts, Hans			PO	Min	138	10	51.04	2.5078	59.9428	39.96 %

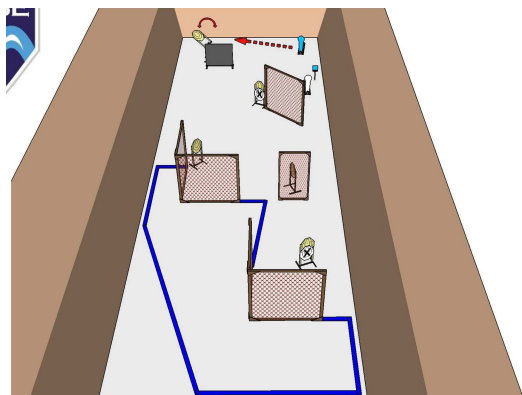
### Stage Results - Standard

Place	Name	No.	Class	Div	PF	Points	Pen	Time	Hit Factor	Stage Pts	Stage %
1	Stranz, Jurgen			S	Maj	144	0	22.55	6.3858	150.0000	100.00 %
2	Ciesielski, Marcin			S	Maj	145	0	24.22	5.9868	140.6272	93.75 %
3	Koller, Hans-Georg			S	Maj	143	0	24.31	5.8824	138.1740	92.12 %
4	Mongel, Egon			S	Min	142	0	25.11	5.6551	132.8364	88.56 %
5	Gazdik, Lukas			S	Min	128	0	24.43	5.2395	123.0727	82.05 %
6	Kopunec, Peter			S	Maj	135	10	24.78	5.0444	118.4906	78.99 %
7	Cumova, Miroslava			S	Min	140	0	27.80	5.0360	118.2929	78.86 %
8	Velicko, Laurius			S	Min	144	0	28.91	4.9810	117.0010	78.00 %
9	Hua, Wei		U	S	Maj	143	0	29.20	4.8973	115.0346	76.69 %
10	Stanko, Lubomir			S	Min	142	0	29.67	4.7860	112.4207	74.95 %
11	Kvasnica, Juraj			S	Min	136	0	29.28	4.6448	109.1046	72.74 %
12	Sumaj, Martin			S	Min	144	0	32.19	4.4734	105.0792	70.05 %
13	Labanc, Martin			S	Min	138	0	32.57	4.2370	99.5260	66.35 %
14	Solyom, Oliver			S	Min	138	0	32.80	4.2073	98.8281	65.89 %
15	Mikes, Filip			S	Maj	136	0	33.59	4.0488	95.1052	63.40 %
16	Slanina, Peter			S	Min	136	0	33.80	4.0237	94.5143	63.01 %
17	Hanulak, Jozef			S	Min	137	10	33.47	3.7944	89.1299	59.42 %
18	Kor-Hanak, Tibor			S	Min	144	0	38.61	3.7296	87.6068	58.40 %
19	Kosikova, Simona			S	Min	132	0	35.72	3.6954	86.8036	57.87 %
20	Brachmann, Jozsef			S	Min	144	0	39.44	3.6511	85.7632	57.18 %
21	Botkova, Zuzana			S	Min	134	0	37.65	3.5591	83.6017	55.73 %
22	Ridoskova, Alexandra			S	Min	123	20	30.13	3.4185	80.2996	53.53 %
23	David, Jaroslav			S	Maj	136	20	35.40	3.2768	76.9715	51.31 %
24	Blaho, Marek			S	Min	134	0	41.35	3.2406	76.1210	50.75 %

25	Balogh, Flavius	S	Min	129	20	34.27	3.1806	74.7115	49.81 %	
26	Dr. Davidhazi, Richard	S	Min	140	0	45.59	3.0708	72.1330	48.09 %	
27	Pajor, Zoltan	S	Min	133	20	37.28	3.0311	71.1996	47.47 %	
28	Polak, Peter	S	Min	140	0	46.95	2.9819	70.0435	46.70 %	
29	Potocky, Peter	S	Maj	128	30	36.16	2.7102	63.6609	42.44 %	
30	Toth Laszlo, Kalman	Trieda	S	Min	104	50	36.06	1.4975	35.1757	23.45 %
31	Paroczai, Rita	S	Min	75	120	49.98	0.0000	0.0000	0.00 %	
32	(DQ) Labanc, Daniel	S	Min							

Generated by PractiScore for Android (1.7.22 samsung) at 2022-09-11 20:00 +0200

## Danube Cup 2022 - Stejdž 5 - 2022-09-11



### Stage Results - Classic

Place	Name	No.	Class	Div	PF	Points	Pen	Time	Hit Factor	Stage Pts	Stage %
1	Ebner, Markus			C	Min	52	0	11.76	4.4218	60.0000	100.00 %
2	Miglecz, Gyula		U	C	Min	52	0	13.23	3.9305	53.3333	88.89 %
3	Bobaly, Mihaly			C	Min	54	0	14.18	3.8082	51.6741	86.12 %
4	Batki, Gyorgy			C	Min	54	0	14.31	3.7736	51.2046	85.34 %
5	Poliacik, Martin			C	Min	58	0	15.80	3.6709	49.8111	83.02 %
6	Kovar, Zbynek			C	Min	47	10	12.42	2.9791	40.4236	67.37 %

### Stage Results - Open

Place	Name	No.	Class	Div	PF	Points	Pen	Time	Hit Factor	Stage Pts	Stage %
1	Henes, Zdenek			O	Maj	56	0	9.82	5.7026	60.0000	100.00 %
2	Barkanyi, Laszlo			O	Maj	54	0	10.87	4.9678	52.2684	87.11 %
3	Aigner, Michael			O	Maj	58	0	12.81	4.5277	47.6380	79.40 %
4	Horinek, Milos			O	Maj	55	0	13.66	4.0264	42.3630	70.60 %
5	Adamec, Lubos			O	Min	54	0	14.67	3.6810	38.7292	64.55 %
6	Veronika, Nemeth Kovacs			O	Maj	53	0	15.31	3.4618	36.4230	60.70 %
7	Aigner, Edeltraut			O	Maj	52	10	16.05	2.6168	27.5327	45.89 %
8	Banyai, Gibart			O	Min	54	0	24.47	2.2068	23.2185	38.70 %
9	Pavlik, Yvonne			O	Maj	53	10	25.49	1.6869	17.7490	29.58 %
10	Veselsky, Dusan		U	O	Maj	0	0	0.00	0.0000	0.0000	0.00 %

### Stage Results - PCC

Place	Name	No.	Class	Div	PF	Points	Pen	Time	Hit Factor	Stage Pts	Stage %
1	Palka, Jan			PCC	Min	56	0	10.32	5.4264	60.0000	100.00 %
2	Tomascin, Andrej			PCC	Min	58	0	11.21	5.1740	57.2091	95.35 %
3	Ambrus, Oliver			PCC	Min	56	0	10.84	5.1661	57.1218	95.20 %
4	Bulko, Peter		U	PCC	Min	58	0	11.51	5.0391	55.7180	92.86 %
5	Fedor, Marian			PCC	Min	46	0	9.31	4.9409	54.6325	91.05 %
6	Kiss, Gabor			PCC	Min	52	0	10.83	4.8015	53.0906	88.48 %
7	Szarvas, Peter			PCC	Min	58	0	12.44	4.6624	51.5526	85.92 %
8	Vajler, Martin			PCC	Min	56	0	12.62	4.4374	49.0650	81.77 %
9	Novotna, Marta			PCC	Min	56	0	12.67	4.4199	48.8713	81.45 %
10	Meles, Radovan			PCC	Min	58	0	13.47	4.3059	47.6106	79.35 %
11	Radolec, Michal			PCC	Min	54	0	13.34	4.0480	44.7590	74.60 %
12	Szundi, Andrej			PCC	Min	54	0	13.37	4.0389	44.6586	74.43 %
13	Barancik, Ivan			PCC	Min	56	0	14.86	3.7685	41.6689	69.45 %
14	Atkary, Adrian			PCC	Min	54	0	14.99	3.6024	39.8323	66.39 %
15	Busolin, Pavel			PCC	Min	46	0	19.00	2.4211	26.7699	44.62 %
16	Szarvasne Csabai, Bernadett			PCC	Min	55	10	21.38	2.1048	23.2728	38.79 %
17	Radolec, Milan			PCC	Min	58	0	27.83	2.0841	23.0440	38.41 %
18	Handl, Reinhard			PCC	Min	48	30	9.32	1.9313	21.3550	35.59 %

### Stage Results - Production

Place	Name	No.	Class	Div	PF	Points	Pen	Time	Hit Factor	Stage Pts	Stage %
-------	------	-----	-------	-----	----	--------	-----	------	------------	-----------	---------

1	Drimaj, Peter		P	Min	58	0	11.97	4.8454	60.0000	100.00 %
2	Szundi, Mate		P	Min	60	0	13.64	4.3988	54.4696	90.78 %
3	Santa, Tomas		P	Min	55	10	11.27	3.9929	49.4431	82.41 %
4	Chmura, Tomas		P	Min	53	10	11.21	3.8359	47.4985	79.16 %
5	Trencan, Peter		P	Min	54	0	14.25	3.7895	46.9241	78.21 %
6	Horvath, Beata Zsanett		P	Min	54	0	14.50	3.7241	46.1151	76.86 %
7	Michalec, Lubomir		P	Min	56	0	15.49	3.6152	44.7666	74.61 %
8	Talpas, Jozef		P	Min	52	0	14.40	3.6111	44.7155	74.53 %
9	Polievka, Lubomir		P	Min	52	0	15.19	3.4233	42.3900	70.65 %
10	Vysny, Marian		P	Min	54	0	15.79	3.4199	42.3476	70.58 %
11	Gahir, Marek		P	Min	54	0	16.04	3.3666	41.6876	69.48 %
12	Dolezal, Philipp		P	Min	51	10	12.93	3.1709	39.2647	65.44 %
13	Brezina, Marek		P	Min	50	0	16.59	3.0139	37.3199	62.20 %
14	Czuczor, Zsolt		P	Min	46	0	18.11	2.5400	31.4526	52.42 %
15	Pancik, Vladimir		P	Min	50	0	22.92	2.1815	27.0130	45.02 %
16	Kreutz, Erich	U	P	Min	45	10	17.12	2.0444	25.3152	42.19 %
17	Sciranka, Martin		P	Min	46	20	13.34	1.9490	24.1343	40.22 %
18	Jurca, Robert		P	Min	43	10	17.77	1.8571	22.9956	38.33 %

### Stage Results - Production Optics

Place	Name	No.	Class	Div	PF	Points	Pen	Time	Hit Factor	Stage Pts	Stage %
1	Pavlik, Jan			PO	Min	56	0	10.68	5.2434	60.0000	100.00 %
2	Nagy, Ernest			PO	Min	60	0	11.66	5.1458	58.8826	98.14 %
3	Nemcok, Libor			PO	Min	56	0	11.61	4.8234	55.1938	91.99 %
4	Kan, Peter			PO	Min	56	0	12.03	4.6550	53.2668	88.78 %
5	Penov, Anton			PO	Min	56	0	12.96	4.3210	49.4444	82.41 %
6	Satalan, Ovidiu Alexandru			PO	Min	60	0	14.59	4.1124	47.0577	78.43 %
7	Michalak, Norbert			PO	Min	48	0	12.31	3.8993	44.6188	74.36 %
8	Skvarenina, Andrej			PO	Min	50	0	13.20	3.7879	43.3442	72.24 %
9	Chalupa, Cyril			PO	Min	58	0	15.46	3.7516	42.9292	71.55 %
10	Kubicova Bopkova, Eniko			PO	Min	52	0	13.96	3.7249	42.6238	71.04 %
11	Vanco, Jan			PO	Min	50	0	15.29	3.2701	37.4194	62.37 %
12	Hollosi, Nikolette			PO	Min	48	0	15.76	3.0457	34.8513	58.09 %
13	Spratek, Dusan			PO	Min	58	0	23.05	2.5163	28.7933	47.99 %
14	Stankova, Anna			PO	Min	48	0	19.40	2.4742	28.3122	47.19 %
15	Koos, Zoltan			PO	Min	55	10	19.99	2.2511	25.7593	42.93 %
16	Geerts, Hans			PO	Min	47	10	23.92	1.5468	17.7001	29.50 %

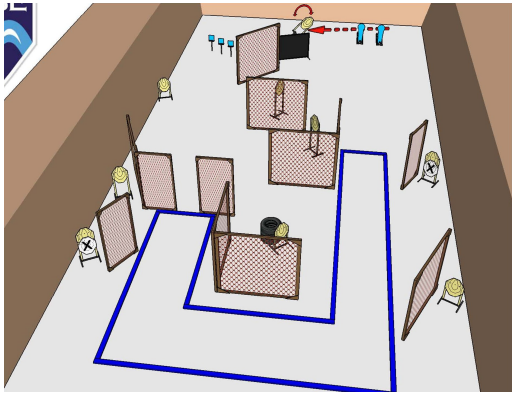
### Stage Results - Standard

Place	Name	No.	Class	Div	PF	Points	Pen	Time	Hit Factor	Stage Pts	Stage %
1	Stranz, Jurgen			S	Maj	57	0	11.08	5.1444	60.0000	100.00 %
2	Kopunec, Peter			S	Maj	57	0	13.01	4.3812	51.0992	85.17 %
3	Mongel, Egon			S	Min	56	0	12.84	4.3614	50.8674	84.78 %
4	Potocky, Peter			S	Maj	54	0	12.40	4.3548	50.7912	84.65 %
5	Ciesielski, Marcin			S	Maj	54	0	12.71	4.2486	49.5524	82.59 %
6	Cumova, Miroslava			S	Min	54	0	12.77	4.2287	49.3195	82.20 %
7	Balogh, Flavius			S	Min	52	0	12.80	4.0625	47.3816	78.97 %
8	Velicko, Laurius			S	Min	54	0	13.35	4.0449	47.1768	78.63 %
9	Gazdik, Lukas			S	Min	56	0	14.09	3.9744	46.3546	77.26 %
10	Hua, Wei		U	S	Maj	55	0	13.90	3.9568	46.1492	76.92 %
11	Pajor, Zoltan			S	Min	54	0	14.83	3.6413	42.4687	70.78 %
12	Hanulak, Jozef			S	Min	58	0	16.46	3.5237	41.0974	68.50 %
13	Sumaj, Martin			S	Min	58	0	16.46	3.5237	41.0974	68.50 %
14	Botkova, Zuzana			S	Min	52	0	15.04	3.4574	40.3247	67.21 %
15	Koller, Hans-Georg			S	Maj	50	10	11.69	3.4217	39.9082	66.51 %
16	Stanko, Lubomir			S	Min	52	0	15.20	3.4211	39.9003	66.50 %
17	Labanc, Martin			S	Min	58	0	18.15	3.1956	37.2707	62.12 %
18	Slanina, Peter			S	Min	52	0	16.62	3.1288	36.4912	60.82 %
19	Polak, Peter			S	Min	56	0	17.99	3.1128	36.3055	60.51 %
20	Mikes, Filip			S	Maj	55	0	18.29	3.0071	35.0724	58.45 %
21	Toth Laszlo, Kalman		Trieda	S	Min	58	0	19.79	2.9308	34.1821	56.97 %
22	Kosikova, Simona			S	Min	50	0	18.29	2.7337	31.8840	53.14 %
23	Ridoskova, Alexandra			S	Min	54	0	19.87	2.7177	31.6966	52.83 %

24	David, Jaroslav	S	Maj	49	0	18.71	2.6189	30.5449	50.91 %
25	Kor-Hanak, Tibor	S	Min	48	0	18.97	2.5303	29.5114	49.19 %
26	Blaho, Marek	S	Min	52	0	20.63	2.5206	29.3982	49.00 %
27	Dr. Davidhazi, Richard	S	Min	53	10	18.88	2.2775	26.5633	44.27 %
28	Kvasnica, Juraj	S	Min	48	20	12.95	2.1622	25.2176	42.03 %
29	Brachmann, Jozsef	S	Min	42	20	18.99	1.1585	13.5118	22.52 %
30	Solyom, Oliver	S	Min	39	30	13.19	0.6823	7.9582	13.26 %
31	Paroczai, Rita	S	Min	33	50	24.99	0.0000	0.0000	0.00 %
32	(DQ) Labanc, Daniel	S	Min						

Generated by PractiScore for Android (1.7.22 samsung) at 2022-09-11 20:01 +0200

## Danube Cup 2022 - Stejdž 6 - 2022-09-11



### Stage Results - Classic

Place	Name	No.	Class	Div	PF	Points	Pen	Time	Hit Factor	Stage Pts	Stage %
1	Batki, Gyorgy			C	Min	111	0	16.93	6.5564	115.0000	100.00 %
2	Miglecz, Gyula		U	C	Min	103	0	18.79	5.4816	96.1484	83.61 %
3	Ebner, Markus			C	Min	106	10	18.05	5.3186	93.2880	81.12 %
4	Poliacik, Martin			C	Min	109	0	20.88	5.2203	91.5646	79.62 %
5	Kovar, Zbynek			C	Min	109	0	20.90	5.2153	91.4770	79.55 %
6	Bobaly, Mihaly			C	Min	105	0	21.15	4.9645	87.0785	75.72 %

### Stage Results - Open

Place	Name	No.	Class	Div	PF	Points	Pen	Time	Hit Factor	Stage Pts	Stage %
1	Henes, Zdenek			O	Maj	113	0	14.09	8.0199	115.0000	100.00 %
2	Barkanyi, Laszlo			O	Maj	100	10	14.98	6.0080	86.1512	74.91 %
3	Adamec, Lubos			O	Min	107	0	18.96	5.6435	80.9237	70.37 %
4	Horinek, Milos			O	Maj	105	10	17.87	5.3162	76.2306	66.29 %
5	Aigner, Michael			O	Maj	112	0	21.19	5.2855	75.7910	65.91 %
6	Banyai, Gibart			O	Min	107	0	22.41	4.7747	68.4656	59.54 %
7	Aigner, Edeltraut			O	Maj	105	10	20.18	4.7076	67.5045	58.70 %
8	Pavlik, Yvonne			O	Maj	109	0	26.35	4.1366	59.3166	51.58 %
9	Veronika, Nemeth Kovacs			O	Maj	110	0	36.47	3.0162	43.2501	37.61 %
10	Veselsky, Dusan		U	O	Maj	0	0	0.00	0.0000	0.0000	0.00 %

### Stage Results - PCC

Place	Name	No.	Class	Div	PF	Points	Pen	Time	Hit Factor	Stage Pts	Stage %
1	Fedor, Marian			PCC	Min	107	0	12.12	8.8284	115.0000	100.00 %
2	Tomascin, Andrej			PCC	Min	113	0	15.38	7.3472	95.7059	83.22 %
3	Palka, Jan			PCC	Min	107	0	15.06	7.1049	92.5498	80.48 %
4	Handl, Reinhard			PCC	Min	103	0	15.31	6.7276	87.6352	76.20 %
5	Szarvas, Peter			PCC	Min	111	0	16.59	6.6908	87.1552	75.79 %
6	Ambrus, Oliver			PCC	Min	105	0	16.00	6.5625	85.4842	74.33 %
7	Meles, Radovan			PCC	Min	113	0	17.66	6.3986	83.3498	72.48 %
8	Kiss, Gabor			PCC	Min	109	0	17.42	6.2572	81.5070	70.88 %
9	Bulko, Peter		U	PCC	Min	109	0	17.50	6.2286	81.1344	70.55 %
10	Vajler, Martin			PCC	Min	93	0	17.17	5.4164	70.5553	61.35 %
11	Szundi, Andrej			PCC	Min	97	0	18.00	5.3889	70.1966	61.04 %
12	Radolec, Michal			PCC	Min	105	0	19.49	5.3874	70.1769	61.02 %
13	Novotna, Marta			PCC	Min	106	10	18.23	5.2660	68.5964	59.65 %
14	Barancik, Ivan			PCC	Min	106	10	18.27	5.2545	68.4462	59.52 %
15	Atkary, Adrian			PCC	Min	113	0	23.87	4.7340	61.6656	53.62 %
16	Szarvasne Csabai, Bernadett			PCC	Min	108	10	23.80	4.1176	53.6372	46.64 %
17	Busolin, Pavel			PCC	Min	88	10	21.66	3.6011	46.9086	40.79 %
18	Radolec, Milan			PCC	Min	107	0	32.83	3.2592	42.4551	36.92 %

### Stage Results - Production

Place	Name	No.	Class	Div	PF	Points	Pen	Time	Hit Factor	Stage Pts	Stage %
1	Santa, Tomas			P	Min	103	0	15.32	6.7232	115.0000	100.00 %



2	Chmura, Tomas		P	Min	101	0	16.05	6.2928	107.6380	93.60 %
3	Vysny, Marian		P	Min	107	0	17.18	6.2282	106.5320	92.64 %
4	Szundi, Mate		P	Min	109	0	19.85	5.4912	93.9259	81.67 %
5	Dolezal, Philipp		P	Min	103	0	19.77	5.2099	89.1148	77.49 %
6	Drimaj, Peter		P	Min	109	0	21.04	5.1806	88.6136	77.06 %
7	Talpas, Jozef		P	Min	104	10	18.28	5.1422	87.9571	76.48 %
8	Polievka, Lubomir		P	Min	107	0	21.42	4.9953	85.4444	74.30 %
9	Gahir, Marek		P	Min	103	0	21.87	4.7096	80.5578	70.05 %
10	Sciranka, Martin		P	Min	98	10	19.14	4.5977	78.6430	68.39 %
11	Trencan, Peter		P	Min	100	10	20.01	4.4978	76.9334	66.90 %
12	Kreutz, Erich	U	P	Min	99	0	23.07	4.2913	73.4018	63.83 %
13	Michalec, Lubomir		P	Min	100	10	21.00	4.2857	73.3065	63.74 %
14	Brezina, Marek		P	Min	103	0	24.58	4.1904	71.6762	62.33 %
15	Czuczor, Zsolt		P	Min	105	0	25.69	4.0872	69.9108	60.79 %
16	Horvath, Beata Zsanett		P	Min	108	10	24.50	4.0000	68.4194	59.50 %
17	Pancik, Vladimir		P	Min	111	0	31.50	3.5238	60.2742	52.41 %
18	Jurca, Robert		P	Min	99	0	32.59	3.0377	51.9601	45.18 %

### Stage Results - Production Optics

Place	Name	No.	Class	Div	PF	Points	Pen	Time	Hit Factor	Stage Pts	Stage %
1	Pavlik, Jan			PO	Min	111	0	14.93	7.4347	115.0000	100.00 %
2	Kan, Peter			PO	Min	107	0	17.97	5.9544	92.1023	80.09 %
3	Skvarenina, Andrej			PO	Min	105	0	18.11	5.7979	89.6820	77.98 %
4	Nagy, Ernest			PO	Min	109	0	18.97	5.7459	88.8779	77.29 %
5	Michalak, Norbert			PO	Min	97	0	16.94	5.7261	88.5713	77.02 %
6	Penov, Anton			PO	Min	115	0	20.29	5.6678	87.6699	76.23 %
7	Nemcok, Libor			PO	Min	100	10	17.66	5.0963	78.8291	68.55 %
8	Vanco, Jan			PO	Min	97	0	19.95	4.8622	75.2079	65.40 %
9	Chalupa, Cyril			PO	Min	113	0	25.76	4.3866	67.8527	59.00 %
10	Satalan, Ovidiu Alexandru			PO	Min	107	0	24.73	4.3267	66.9259	58.20 %
11	Spratek, Dusan			PO	Min	111	0	30.16	3.6804	56.9281	49.50 %
12	Hollosi, Nikolette			PO	Min	109	0	30.26	3.6021	55.7176	48.45 %
13	Kubicova Bopkova, Eniko			PO	Min	106	10	28.01	3.4273	53.0143	46.10 %
14	Koos, Zoltan			PO	Min	103	0	34.66	2.9717	45.9667	39.97 %
15	Stankova, Anna			PO	Min	101	0	35.50	2.8451	44.0076	38.27 %
16	Geerts, Hans			PO	Min	101	0	49.30	2.0487	31.6890	27.56 %

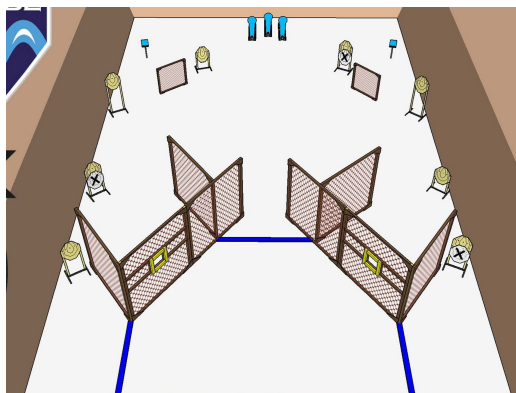
### Stage Results - Standard

Place	Name	No.	Class	Div	PF	Points	Pen	Time	Hit Factor	Stage Pts	Stage %
1	Koller, Hans-Georg			S	Maj	113	0	17.03	6.6353	115.0000	100.00 %
2	Ciesielski, Marcin			S	Maj	115	0	18.25	6.3014	109.2117	94.97 %
3	Hua, Wei	U		S	Maj	110	0	18.83	5.8417	101.2457	88.04 %
4	Mikes, Filip			S	Maj	106	0	19.24	5.5094	95.4849	83.03 %
5	Kopunec, Peter			S	Maj	108	10	18.36	5.3377	92.5097	80.44 %
6	Cumova, Miroslava			S	Min	111	0	21.32	5.2064	90.2339	78.46 %
7	Velicko, Laurius			S	Min	109	0	21.29	5.1198	88.7329	77.16 %
8	Stanko, Lubomir			S	Min	105	0	20.54	5.1120	88.5978	77.04 %
9	Balogh, Flavius			S	Min	102	10	18.04	5.0998	88.3864	76.86 %
10	Stranz, Jurgen			S	Maj	104	10	18.68	5.0321	87.2138	75.84 %
11	Mongel, Egon			S	Min	109	0	21.71	5.0207	87.0163	75.67 %
12	Kvasnica, Juraj			S	Min	103	0	20.99	4.9071	85.0470	73.95 %
13	Hanulak, Jozef			S	Min	103	0	21.08	4.8861	84.6839	73.64 %
14	Ridoskova, Alexandra			S	Min	107	0	22.12	4.8373	83.8364	72.90 %
15	Potocky, Peter			S	Maj	105	10	20.28	4.6844	81.1876	70.60 %
16	Solyom, Oliver			S	Min	113	0	24.54	4.6047	79.8064	69.40 %
17	Slanina, Peter			S	Min	101	0	22.81	4.4279	76.7415	66.73 %
18	Labanc, Martin			S	Min	110	10	23.20	4.3103	74.7044	64.96 %
19	Sumaj, Martin			S	Min	99	0	23.01	4.3025	74.5680	64.84 %
20	Gazdik, Lukas			S	Min	104	10	22.16	4.2419	73.5177	63.93 %
21	Blaho, Marek			S	Min	105	0	28.44	3.6920	63.9873	55.64 %
22	Pajor, Zoltan			S	Min	92	10	22.50	3.6444	63.1634	54.92 %
23	David, Jaroslav			S	Maj	108	0	31.85	3.3909	58.7690	51.10 %
24	Kor-Hanak, Tibor			S	Min	100	10	27.06	3.3259	57.6433	50.12 %

25	Botkova, Zuzana	S	Min	98	10	26.68	3.2984	57.1651	49.71 %	
26	Kosikova, Simona	S	Min	98	10	27.20	3.2353	56.0722	48.76 %	
27	Dr. Davidhazi, Richard	S	Min	100	10	29.81	3.0191	52.3256	45.50 %	
28	Toth Laszlo, Kalman	Trieda	S	Min	105	0	36.71	2.8603	49.5723	43.11 %
29	Polak, Peter	S	Min	99	20	29.74	2.6564	46.0384	40.03 %	
30	Brachmann, Jozsef	S	Min	93	20	33.91	2.1528	37.3103	32.44 %	
31	Paroczai, Rita	S	Min	73	40	44.06	0.7490	12.9809	11.29 %	
32	(DQ) Labanc, Daniel	S	Min							

Generated by PractiScore for Android (1.7.22 samsung) at 2022-09-11 20:01 +0200

## Danube Cup 2022 - Stejdž 7 - 2022-09-11



### Stage Results - Classic

Place	Name	No.	Class	Div	PF	Points	Pen	Time	Hit Factor	Stage Pts	Stage %
1	Kovar, Zbynek			C	Min	103	0	20.66	4.9855	105.0000	100.00 %
2	Batki, Gyorgy			C	Min	94	10	17.64	4.7619	100.2913	95.52 %
3	Miglecz, Gyula		U	C	Min	101	0	21.59	4.6781	98.5261	93.83 %
4	Ebner, Markus			C	Min	103	0	22.49	4.5798	96.4562	91.86 %
5	Poliacik, Martin			C	Min	103	0	23.57	4.3700	92.0365	87.65 %
6	Bobaly, Mihaly			C	Min	101	0	23.41	4.3144	90.8662	86.54 %

### Stage Results - Open

Place	Name	No.	Class	Div	PF	Points	Pen	Time	Hit Factor	Stage Pts	Stage %
1	Henes, Zdenek			O	Maj	101	0	15.88	6.3602	105.0000	100.00 %
2	Barkanyi, Laszlo			O	Maj	100	0	18.34	5.4526	90.0159	85.73 %
3	Adamec, Lubos			O	Min	99	0	19.23	5.1482	84.9913	80.94 %
4	Horinek, Milos			O	Maj	103	0	22.19	4.6417	76.6299	72.98 %
5	Aigner, Edeltraut			O	Maj	104	0	22.42	4.6387	76.5801	72.93 %
6	Banyai, Gibart			O	Min	101	0	22.00	4.5909	75.7909	72.18 %
7	Aigner, Michael			O	Maj	101	0	22.47	4.4949	74.2056	70.67 %
8	Pavlik, Yvonne			O	Maj	88	20	23.20	2.9310	48.3882	46.08 %
9	Veronika, Nemeth Kovacs			O	Maj	88	30	26.53	2.1862	36.0919	34.37 %
10	Veselsky, Dusan		U	O	Maj	0	0	0.00	0.0000	0.0000	0.00 %

### Stage Results - PCC

Place	Name	No.	Class	Div	PF	Points	Pen	Time	Hit Factor	Stage Pts	Stage %
1	Fedor, Marian			PCC	Min	95	0	15.25	6.2295	105.0000	100.00 %
2	Szarvas, Peter			PCC	Min	103	0	18.29	5.6315	94.9203	90.40 %
3	Handl, Reinhard			PCC	Min	103	0	18.79	5.4816	92.3945	87.99 %
4	Palka, Jan			PCC	Min	105	0	19.17	5.4773	92.3215	87.93 %
5	Tomascin, Andrej			PCC	Min	101	0	18.69	5.4040	91.0852	86.75 %
6	Bulko, Peter		U	PCC	Min	103	0	19.92	5.1707	87.1532	83.00 %
7	Ambrus, Oliver			PCC	Min	101	0	19.93	5.0677	85.4180	81.35 %
8	Meles, Radovan			PCC	Min	103	0	21.22	4.8539	81.8140	77.92 %
9	Szundi, Andrej			PCC	Min	103	0	21.29	4.8380	81.5450	77.66 %
10	Kiss, Gabor			PCC	Min	101	0	22.10	4.5701	77.0308	73.36 %
11	Barancik, Ivan			PCC	Min	94	10	19.20	4.3750	73.7418	70.23 %
12	Vajler, Martin			PCC	Min	97	0	22.69	4.2750	72.0564	68.63 %
13	Radolec, Michal			PCC	Min	99	0	23.87	4.1475	69.9066	66.58 %
14	Novotna, Marta			PCC	Min	103	0	26.51	3.8853	65.4882	62.37 %
15	Atkary, Adrian			PCC	Min	99	0	25.59	3.8687	65.2079	62.10 %
16	Busolin, Pavel			PCC	Min	91	0	24.07	3.7806	63.7237	60.69 %
17	Szarvasne Csabai, Bernadett			PCC	Min	103	0	33.81	3.0464	51.3485	48.90 %
18	Radolec, Milan			PCC	Min	103	0	35.25	2.9220	49.2508	46.91 %

### Stage Results - Production

Place	Name	No.	Class	Div	PF	Points	Pen	Time	Hit Factor	Stage Pts	Stage %
1	Chmura, Tomas			P	Min	103	0	17.88	5.7606	105.0000	100.00 %

2	Drimaj, Peter		P	Min	103	0	19.18	5.3702	97.8832	93.22 %
3	Vysny, Marian		P	Min	105	0	21.04	4.9905	90.9627	86.63 %
4	Szundi, Mate		P	Min	99	0	20.75	4.7711	86.9634	82.82 %
5	Dolezal, Philipp		P	Min	103	0	22.31	4.6168	84.1506	80.14 %
6	Sciranka, Martin		P	Min	91	0	20.50	4.4390	80.9109	77.06 %
7	Santa, Tomas		P	Min	98	20	17.68	4.4118	80.4140	76.58 %
8	Gahir, Marek		P	Min	103	0	23.83	4.3223	78.7830	75.03 %
9	Talpas, Jozef		P	Min	95	0	22.72	4.1813	76.2140	72.58 %
10	Michalec, Lubomir		P	Min	97	0	23.27	4.1685	75.9792	72.36 %
11	Brezina, Marek		P	Min	95	0	22.83	4.1612	75.8468	72.24 %
12	Polievka, Lubomir		P	Min	101	0	24.34	4.1495	75.6346	72.03 %
13	Trencan, Peter		P	Min	98	10	21.22	4.1470	75.5887	71.99 %
14	Kreutz, Erich	U	P	Min	94	10	20.80	4.0385	73.6098	70.10 %
15	Pancik, Vladimir		P	Min	99	10	25.46	3.4957	63.7164	60.68 %
16	Horvath, Beata Zsanett		P	Min	94	10	24.71	3.3994	61.9621	59.01 %
17	Czuczor, Zsolt		P	Min	89	0	27.13	3.2805	59.7943	56.95 %
18	Jurca, Robert		P	Min	97	0	31.82	3.0484	55.5637	52.92 %

### Stage Results - Production Optics

Place	Name	No.	Class	Div	PF	Points	Pen	Time	Hit Factor	Stage Pts	Stage %
1	Pavlik, Jan			PO	Min	103	0	17.21	5.9849	105.0000	100.00 %
2	Nagy, Ernest			PO	Min	99	0	17.33	5.7126	100.2235	95.45 %
3	Penov, Anton			PO	Min	105	0	18.41	5.7034	100.0618	95.30 %
4	Kan, Peter			PO	Min	103	10	18.64	4.9893	87.5326	83.36 %
5	Skvarenina, Andrej			PO	Min	99	0	20.05	4.9377	86.6271	82.50 %
6	Nemcok, Libor			PO	Min	91	0	20.75	4.3855	76.9407	73.28 %
7	Michalak, Norbert			PO	Min	96	10	19.73	4.3588	76.4723	72.83 %
8	Vanco, Jan			PO	Min	99	0	25.40	3.8976	68.3808	65.12 %
9	Kubicova Bopkova, Eniko			PO	Min	94	10	23.35	3.5974	63.1139	60.11 %
10	Satalan, Ovidiu Alexandru			PO	Min	103	0	30.83	3.3409	58.6134	55.82 %
11	Chalupa, Cyril			PO	Min	96	10	25.86	3.3256	58.3449	55.57 %
12	Stankova, Anna			PO	Min	97	0	29.73	3.2627	57.2413	54.52 %
13	Koos, Zoltan			PO	Min	99	0	30.96	3.1977	56.1006	53.43 %
14	Spratek, Dusan			PO	Min	96	20	30.49	2.4926	43.7310	41.65 %
15	Holloosi, Nikolette			PO	Min	93	20	29.66	2.4612	43.1802	41.12 %
16	Geerts, Hans			PO	Min	92	20	48.49	1.4848	26.0503	24.81 %

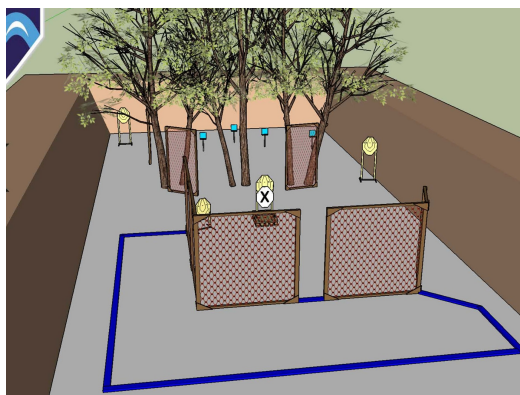
### Stage Results - Standard

Place	Name	No.	Class	Div	PF	Points	Pen	Time	Hit Factor	Stage Pts	Stage %
1	Ciesielski, Marcin			S	Maj	104	0	18.04	5.7650	105.0000	100.00 %
2	Kopunec, Peter			S	Maj	105	0	20.34	5.1622	94.0223	89.55 %
3	Koller, Hans-Georg			S	Maj	102	0	20.38	5.0049	91.1567	86.82 %
4	Gazdik, Lukas			S	Min	99	0	20.70	4.7826	87.1079	82.96 %
5	Hua, Wei		U	S	Maj	103	0	22.14	4.6522	84.7329	80.70 %
6	Stranz, Jurgen			S	Maj	104	10	20.36	4.6169	84.0897	80.09 %
7	Cumova, Miroslava			S	Min	99	0	22.24	4.4514	81.0761	77.22 %
8	Stanko, Lubomir			S	Min	99	0	22.62	4.3767	79.7141	75.92 %
9	Velicko, Laurius			S	Min	93	0	21.29	4.3682	79.5609	75.77 %
10	Mikes, Filip			S	Maj	101	0	23.30	4.3348	78.9511	75.19 %
11	Sumaj, Martin			S	Min	101	0	23.31	4.3329	78.9172	75.16 %
12	Potocky, Peter			S	Maj	101	0	23.53	4.2924	78.1793	74.46 %
13	Hanulak, Jozef			S	Min	99	0	23.37	4.2362	77.1559	73.48 %
14	Kvasnica, Juraj			S	Min	99	0	23.82	4.1562	75.6983	72.09 %
15	Mongel, Egon			S	Min	99	0	24.26	4.0808	74.3253	70.79 %
16	Balogh, Flavius			S	Min	90	10	19.92	4.0161	73.1464	69.66 %
17	Botkova, Zuzana			S	Min	101	0	26.34	3.8345	69.8390	66.51 %
18	Slanina, Peter			S	Min	99	0	26.24	3.7729	68.7169	65.44 %
19	Labanc, Martin			S	Min	103	0	27.43	3.7550	68.3918	65.14 %
20	Kosikova, Simona			S	Min	101	0	28.34	3.5639	64.9104	61.82 %
21	Ridoskova, Alexandra			S	Min	99	0	32.31	3.0641	55.8073	53.15 %
22	Pajor, Zoltan			S	Min	88	20	22.43	3.0317	55.2169	52.59 %
23	Blaho, Marek			S	Min	95	0	31.51	3.0149	54.9121	52.30 %
24	Polak, Peter			S	Min	97	0	32.66	2.9700	54.0939	51.52 %

25	Brachmann, Jozsef		S	Min	87	0	30.14	2.8865	52.5737	50.07 %
26	David, Jaroslav		S	Maj	100	0	42.89	2.3315	42.4655	40.44 %
27	Toth Laszlo, Kalman	Trieda	S	Min	92	20	31.69	2.2720	41.3812	39.41 %
28	Solyom, Oliver		S	Min	96	20	33.99	2.2360	40.7244	38.79 %
29	Dr. Davidhazi, Richard		S	Min	98	20	35.55	2.1941	39.9620	38.06 %
30	Kor-Hanak, Tibor		S	Min	89	40	27.37	1.7903	32.6072	31.05 %
31	Paroczai, Rita		S	Min	87	40	45.82	1.0258	18.6825	17.79 %
32	(DQ) Labanc, Daniel		S	Min						

Generated by PractiScore for Android (1.7.22 samsung) at 2022-09-11 20:01 +0200

## Danube Cup 2022 - Stejdž 8 - 2022-09-11



### Stage Results - Classic

Place	Name	No.	Class	Div	PF	Points	Pen	Time	Hit Factor	Stage Pts	Stage %
1	Batki, Gyorgy			C	Min	58	0	10.40	5.5769	60.0000	100.00 %
2	Poliacik, Martin			C	Min	58	0	12.12	4.7855	51.4851	85.81 %
3	Ebner, Markus			C	Min	54	0	12.07	4.4739	48.1330	80.22 %
4	Miglecz, Gyula		U	C	Min	56	0	12.57	4.4551	47.9302	79.88 %
5	Kovar, Zbynek			C	Min	56	0	13.08	4.2813	46.0614	76.77 %
6	Bobaly, Mihaly			C	Min	58	0	15.37	3.7736	40.5986	67.66 %

### Stage Results - Open

Place	Name	No.	Class	Div	PF	Points	Pen	Time	Hit Factor	Stage Pts	Stage %
1	Henes, Zdenek			O	Maj	58	0	8.11	7.1517	60.0000	100.00 %
2	Barkanyi, Laszlo			O	Maj	58	0	10.38	5.5877	46.8786	78.13 %
3	Adamec, Lubos			O	Min	54	0	12.13	4.4518	37.3488	62.25 %
4	Aigner, Michael			O	Maj	59	0	13.36	4.4162	37.0501	61.75 %
5	Aigner, Edeltraut			O	Maj	58	0	13.83	4.1938	35.1844	58.64 %
6	Veronika, Nemeth Kovacs			O	Maj	59	0	14.41	4.0944	34.3504	57.25 %
7	Horinek, Milos			O	Maj	53	10	10.87	3.9558	33.1881	55.31 %
8	Pavlik, Yvonne			O	Maj	59	0	15.81	3.7318	31.3086	52.18 %
9	Banyai, Gibart			O	Min	56	0	15.41	3.6340	30.4880	50.81 %
10	Veselsky, Dusan		U	O	Maj	0	0	0.00	0.0000	0.0000	0.00 %

### Stage Results - PCC

Place	Name	No.	Class	Div	PF	Points	Pen	Time	Hit Factor	Stage Pts	Stage %
1	Handl, Reinhard			PCC	Min	60	0	9.40	6.3830	60.0000	100.00 %
2	Fedor, Marian			PCC	Min	58	0	9.44	6.1441	57.7542	96.26 %
3	Szarvas, Peter			PCC	Min	60	0	9.82	6.1100	57.4338	95.72 %
4	Meles, Radovan			PCC	Min	58	0	10.71	5.4155	50.9057	84.84 %
5	Palka, Jan			PCC	Min	58	0	10.75	5.3953	50.7163	84.53 %
6	Szundi, Andrej			PCC	Min	58	0	10.81	5.3654	50.4348	84.06 %
7	Bulko, Peter		U	PCC	Min	58	0	10.99	5.2775	49.6087	82.68 %
8	Novotna, Marta			PCC	Min	58	0	11.10	5.2252	49.1171	81.86 %
9	Ambrus, Oliver			PCC	Min	54	0	10.39	5.1973	48.8547	81.42 %
10	Kiss, Gabor			PCC	Min	56	0	10.99	5.0955	47.8981	79.83 %
11	Barancik, Ivan			PCC	Min	60	0	12.79	4.6912	44.0970	73.49 %
12	Busolin, Pavel			PCC	Min	58	0	12.44	4.6624	43.8264	73.04 %
13	Atkary, Adrian			PCC	Min	60	0	13.42	4.4709	42.0268	70.04 %
14	Tomascin, Andrej			PCC	Min	54	10	10.21	4.3095	40.5093	67.52 %
15	Szarvasne Csabai, Bernadett			PCC	Min	58	0	14.77	3.9269	36.9127	61.52 %
16	Vajler, Martin			PCC	Min	56	0	14.87	3.7660	35.4001	59.00 %
17	Radolec, Michal			PCC	Min	58	10	14.60	3.2877	30.9041	51.51 %
18	Radolec, Milan			PCC	Min	60	0	20.61	2.9112	27.3654	45.61 %

### Stage Results - Production

Place	Name	No.	Class	Div	PF	Points	Pen	Time	Hit Factor	Stage Pts	Stage %
-------	------	-----	-------	-----	----	--------	-----	------	------------	-----------	---------

1	Santa, Tomas		P	Min	50	0	9.36	5.3419	60.0000	100.00 %
2	Vysny, Marian		P	Min	60	0	11.55	5.1948	58.3481	97.25 %
3	Dolezal, Philipp		P	Min	56	0	11.40	4.9123	55.1747	91.96 %
4	Chmura, Tomas		P	Min	56	0	11.98	4.6745	52.5035	87.51 %
5	Drimaj, Peter		P	Min	60	0	12.84	4.6729	52.4860	87.48 %
6	Szundi, Mate		P	Min	58	0	12.75	4.5490	51.0946	85.16 %
7	Gahir, Marek		P	Min	56	0	13.29	4.2137	47.3282	78.88 %
8	Sciranka, Martin		P	Min	58	0	14.04	4.1311	46.4000	77.33 %
9	Michalec, Lubomir		P	Min	58	0	14.10	4.1135	46.2026	77.00 %
10	Polievka, Lubomir		P	Min	52	0	13.20	3.9394	44.2473	73.75 %
11	Brezina, Marek		P	Min	58	0	14.74	3.9349	44.1965	73.66 %
12	Pancik, Vladimir		P	Min	58	0	15.15	3.8284	43.0004	71.67 %
13	Talpas, Jozef		P	Min	58	0	15.19	3.8183	42.8872	71.48 %
14	Trencan, Peter		P	Min	56	0	15.53	3.6059	40.5017	67.50 %
15	Czuczor, Zsolt		P	Min	56	0	17.07	3.2806	36.8478	61.41 %
16	Horvath, Beata Zsanett		P	Min	52	0	18.25	2.8493	32.0035	53.34 %
17	Kreutz, Erich	U	P	Min	56	0	21.24	2.6365	29.6136	49.36 %
18	Jurca, Robert		P	Min	50	10	15.49	2.5823	29.0045	48.34 %

### Stage Results - Production Optics

Place	Name	No.	Class	Div	PF	Points	Pen	Time	Hit Factor	Stage Pts	Stage %
1	Pavlik, Jan			PO	Min	56	0	9.93	5.6395	60.0000	100.00 %
2	Michalak, Norbert			PO	Min	60	0	10.94	5.4845	58.3507	97.25 %
3	Nagy, Ernest			PO	Min	56	0	10.27	5.4528	58.0136	96.69 %
4	Skvarenina, Andrej			PO	Min	58	0	11.07	5.2394	55.7433	92.91 %
5	Penov, Anton			PO	Min	60	0	11.46	5.2356	55.7031	92.84 %
6	Nemcok, Libor			PO	Min	52	0	10.40	5.0000	53.1964	88.66 %
7	Kubicova Bopkova, Eniko			PO	Min	60	0	12.19	4.9221	52.3673	87.28 %
8	Vanco, Jan			PO	Min	60	0	13.31	4.5079	47.9607	79.93 %
9	Chalupa, Cyril			PO	Min	60	0	14.23	4.2164	44.8600	74.77 %
10	Kan, Peter			PO	Min	50	0	12.68	3.9432	41.9530	69.92 %
11	Satalan, Ovidiu Alexandru			PO	Min	58	0	15.67	3.7013	39.3796	65.63 %
12	Hollosi, Nikolette			PO	Min	54	0	15.43	3.4997	37.2341	62.06 %
13	Spratek, Dusan			PO	Min	58	0	18.01	3.2204	34.2631	57.11 %
14	Stankova, Anna			PO	Min	58	0	18.09	3.2062	34.1116	56.85 %
15	Koos, Zoltan			PO	Min	60	0	21.48	2.7933	29.7187	49.53 %
16	Geerts, Hans			PO	Min	54	0	21.91	2.4646	26.2219	43.70 %

### Stage Results - Standard

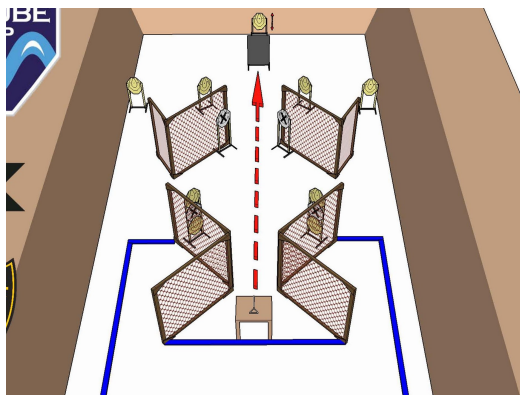
Place	Name	No.	Class	Div	PF	Points	Pen	Time	Hit Factor	Stage Pts	Stage %
1	Mongel, Egon			S	Min	58	0	11.70	4.9573	60.0000	100.00 %
2	Koller, Hans-Georg			S	Maj	59	0	12.26	4.8124	58.2466	97.08 %
3	Kopunec, Peter			S	Maj	59	0	12.47	4.7314	57.2657	95.44 %
4	Stranz, Jurgen			S	Maj	58	0	12.45	4.6586	56.3855	93.98 %
5	Ciesielski, Marcin			S	Maj	57	0	12.27	4.6455	56.2263	93.71 %
6	Stanko, Lubomir			S	Min	56	0	12.08	4.6358	56.1087	93.51 %
7	Hua, Wei		U	S	Maj	58	0	12.86	4.5101	54.5879	90.98 %
8	Cumova, Miroslava			S	Min	58	0	13.33	4.3511	52.6632	87.77 %
9	Solyom, Oliver			S	Min	56	0	13.46	4.1605	50.3561	83.93 %
10	Balogh, Flavius			S	Min	58	0	14.08	4.1193	49.8580	83.10 %
11	Kvasnica, Juraj			S	Min	54	0	14.45	3.7370	45.2309	75.38 %
12	Mikes, Filip			S	Maj	59	0	15.91	3.7084	44.8839	74.81 %
13	Botkova, Zuzana			S	Min	58	0	16.11	3.6002	43.5754	72.63 %
14	Hanulak, Jozef			S	Min	54	0	15.34	3.5202	42.6067	71.01 %
15	Slanina, Peter			S	Min	54	0	15.40	3.5065	42.4407	70.73 %
16	David, Jaroslav			S	Maj	58	0	16.74	3.4648	41.9355	69.89 %
17	Potocky, Peter			S	Maj	54	10	13.04	3.3742	40.8399	68.07 %
18	Ridoskova, Alexandra			S	Min	52	0	15.49	3.3570	40.6313	67.72 %
19	Gazdik, Lukas			S	Min	56	0	17.00	3.2941	39.8702	66.45 %
20	Blaho, Marek			S	Min	54	0	16.51	3.2707	39.5873	65.98 %
21	Dr. Davidhazi, Richard			S	Min	56	0	18.18	3.0803	37.2823	62.14 %
22	Polak, Peter			S	Min	54	0	18.37	2.9396	35.5790	59.30 %
23	Sumaj, Martin			S	Min	54	0	18.69	2.8892	34.9698	58.28 %

24	Pajor, Zoltan	S	Min	49	10	14.26	2.7349	33.1020	55.17 %	
25	Kor-Hanak, Tibor	S	Min	52	0	19.16	2.7140	32.8486	54.75 %	
26	Velicko, Laurius	S	Min	45	10	12.90	2.7132	32.8388	54.73 %	
27	Labanc, Martin	S	Min	56	0	20.95	2.6730	32.3529	53.92 %	
28	Kosikova, Simona	S	Min	56	0	21.56	2.5974	31.4375	52.40 %	
29	Toth Laszlo, Kalman	Trieda	S	Min	49	10	17.05	2.2874	27.6853	46.14 %
30	Brachmann, Jozsef	S	Min	48	0	21.83	2.1988	26.6132	44.36 %	
31	Paroczai, Rita	S	Min	48	0	27.72	1.7316	20.9584	34.93 %	
32	(DQ) Labanc, Daniel	S	Min							

Generated by PractiScore for Android (1.7.22 samsung) at 2022-09-11 20:01 +0200



## Danube Cup 2022 - Stejdž 9 - 2022-09-11



### Stage Results - Classic

Place	Name	No.	Class	Div	PF	Points	Pen	Time	Hit Factor	Stage Pts	Stage %
1	Batki, Gyorgy			C	Min	86	0	13.25	6.4906	90.0000	100.00 %
2	Ebner, Markus			C	Min	84	0	14.56	5.7692	79.9978	88.89 %
3	Poliacik, Martin			C	Min	90	0	17.22	5.2265	72.4718	80.52 %
4	Kovar, Zbynek			C	Min	83	10	14.92	4.8928	67.8444	75.38 %
5	Bobaly, Mihaly			C	Min	82	0	17.63	4.6512	64.4943	71.66 %
6	Miglecz, Gyula		U	C	Min	65	10	17.44	3.1537	43.7297	48.59 %

### Stage Results - Open

Place	Name	No.	Class	Div	PF	Points	Pen	Time	Hit Factor	Stage Pts	Stage %
1	Horinek, Milos			O	Maj	88	0	10.33	8.5189	90.0000	100.00 %
2	Henes, Zdenek			O	Maj	86	0	10.58	8.1285	85.8762	95.42 %
3	Barkanyi, Laszlo			O	Maj	85	0	11.61	7.3213	77.3476	85.94 %
4	Aigner, Michael			O	Maj	82	0	15.13	5.4197	57.2579	63.62 %
5	Pavlik, Yvonne			O	Maj	87	0	16.56	5.2536	55.5033	61.67 %
6	Aigner, Edeltraut			O	Maj	85	0	17.24	4.9304	52.0885	57.88 %
7	Veronika, Nemeth Kovacs			O	Maj	81	10	14.56	4.8764	51.5178	57.24 %
8	Adamec, Lubos			O	Min	65	10	12.61	4.3616	46.0795	51.20 %
9	Banyai, Gibart			O	Min	77	10	16.69	4.0144	42.4110	47.12 %
10	Veselsky, Dusan		U	O	Maj	0	0	0.00	0.0000	0.0000	0.00 %

### Stage Results - PCC

Place	Name	No.	Class	Div	PF	Points	Pen	Time	Hit Factor	Stage Pts	Stage %
1	Fedor, Marian			PCC	Min	86	0	9.40	9.1489	90.0000	100.00 %
2	Tomascin, Andrej			PCC	Min	86	0	11.05	7.7828	76.5611	85.07 %
3	Szarvas, Peter			PCC	Min	84	0	11.10	7.5676	74.4437	82.72 %
4	Palka, Jan			PCC	Min	88	0	12.11	7.2667	71.4843	79.43 %
5	Barancik, Ivan			PCC	Min	88	0	13.44	6.5476	64.4103	71.57 %
6	Bulko, Peter		U	PCC	Min	90	10	12.23	6.5413	64.3481	71.50 %
7	Meles, Radovan			PCC	Min	78	0	12.63	6.1758	60.7524	67.50 %
8	Vajler, Martin			PCC	Min	84	0	14.19	5.9197	58.2330	64.70 %
9	Kiss, Gabor			PCC	Min	88	0	15.24	5.7743	56.8028	63.11 %
10	Ambrus, Oliver			PCC	Min	83	10	13.15	5.5513	54.6096	60.68 %
11	Novotna, Marta			PCC	Min	78	0	14.61	5.3388	52.5190	58.35 %
12	Busolin, Pavel			PCC	Min	88	0	17.98	4.8943	48.1465	53.50 %
13	Handl, Reinhard			PCC	Min	90	20	14.45	4.8443	47.6543	52.95 %
14	Radolec, Michal			PCC	Min	78	10	14.04	4.8433	47.6446	52.94 %
15	Szundi, Andrej			PCC	Min	78	10	15.17	4.4825	44.0956	49.00 %
16	Szarvasne Csabai, Bernadett			PCC	Min	86	0	20.82	4.1306	40.6340	45.15 %
17	Atkary, Adrian			PCC	Min	83	10	17.69	4.1266	40.5945	45.10 %
18	Radolec, Milan			PCC	Min	90	0	27.00	3.3333	32.7907	36.43 %

### Stage Results - Production

Place	Name	No.	Class	Div	PF	Points	Pen	Time	Hit Factor	Stage Pts	Stage %
-------	------	-----	-------	-----	----	--------	-----	------	------------	-----------	---------

1	Chmura, Tomas		P	Min	86	0	11.63	7.3947	90.0000	100.00 %
2	Vysny, Marian		P	Min	84	0	12.05	6.9710	84.8430	94.27 %
3	Gahir, Marek		P	Min	82	0	13.12	6.2500	76.0683	84.52 %
4	Talpas, Jozef		P	Min	82	0	13.35	6.1423	74.7578	83.06 %
5	Michalec, Lubomir		P	Min	80	0	13.13	6.0929	74.1565	82.40 %
6	Santa, Tomas		P	Min	78	0	12.85	6.0700	73.8780	82.09 %
7	Drimaj, Peter		P	Min	85	10	12.71	5.9009	71.8190	79.80 %
8	Szundi, Mate		P	Min	82	0	13.92	5.8908	71.6966	79.66 %
9	Polievka, Lubomir		P	Min	76	0	14.53	5.2306	63.6608	70.73 %
10	Trencan, Peter		P	Min	80	0	16.10	4.9689	60.4767	67.20 %
11	Dolezal, Philipp		P	Min	80	0	17.82	4.4893	54.6394	60.71 %
12	Pancik, Vladimir		P	Min	84	0	20.10	4.1791	50.8636	56.52 %
13	Kreutz, Erich	U	P	Min	79	10	16.57	4.1642	50.6816	56.31 %
14	Sciranka, Martin		P	Min	65	10	13.82	3.9797	48.4371	53.82 %
15	Brezina, Marek		P	Min	75	10	17.22	3.7747	45.9414	51.05 %
16	Horvath, Beata Zsanett		P	Min	66	20	15.03	3.0605	37.2497	41.39 %
17	Czuczor, Zsolt		P	Min	79	10	23.96	2.8798	35.0498	38.94 %
18	Jurca, Robert		P	Min	79	10	24.00	2.8750	34.9914	38.88 %

### Stage Results - Production Optics

Place	Name	No.	Class	Div	PF	Points	Pen	Time	Hit Factor	Stage Pts	Stage %
1	Pavlik, Jan			PO	Min	86	0	12.96	6.6358	90.0000	100.00 %
2	Nagy, Ernest			PO	Min	82	0	12.42	6.6023	89.5450	99.49 %
3	Michalak, Norbert			PO	Min	84	0	12.86	6.5319	88.5905	98.43 %
4	Skvarenina, Andrej			PO	Min	84	0	14.34	5.8577	79.4473	88.27 %
5	Penov, Anton			PO	Min	84	0	14.52	5.7851	78.4624	87.18 %
6	Kan, Peter			PO	Min	82	0	14.18	5.7828	78.4308	87.15 %
7	Nemcok, Libor			PO	Min	82	0	15.13	5.4197	73.5062	81.67 %
8	Vanco, Jan			PO	Min	84	0	15.86	5.2963	71.8332	79.81 %
9	Chalupa, Cyril			PO	Min	88	0	18.46	4.7671	64.6547	71.84 %
10	Kubicova Bopkova, Eniko			PO	Min	80	0	17.34	4.6136	62.5734	69.53 %
11	Holloosi, Nikolette			PO	Min	82	0	19.00	4.3158	58.5341	65.04 %
12	Spratek, Dusan			PO	Min	86	0	22.53	3.8171	51.7710	57.52 %
13	Stankova, Anna			PO	Min	88	0	23.14	3.8029	51.5785	57.31 %
14	Koos, Zoltan			PO	Min	82	0	25.31	3.2398	43.9411	48.82 %
15	Geerts, Hans			PO	Min	84	0	30.27	2.7750	37.6371	41.82 %
16	Satalan, Ovidiu Alexandru			PO	Min	88	0	33.50	2.6269	35.6276	39.59 %

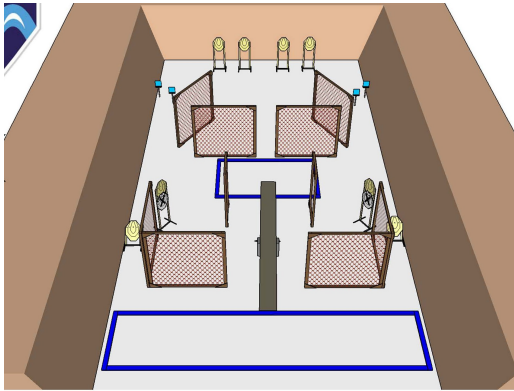
### Stage Results - Standard

Place	Name	No.	Class	Div	PF	Points	Pen	Time	Hit Factor	Stage Pts	Stage %
1	Ciesielski, Marcin			S	Maj	86	0	12.72	6.7610	90.0000	100.00 %
2	Stranz, Jurgen			S	Maj	86	0	13.94	6.1693	82.1234	91.25 %
3	Koller, Hans-Georg			S	Maj	88	0	14.28	6.1625	82.0324	91.15 %
4	Mongel, Egon			S	Min	86	0	14.16	6.0734	80.8475	89.83 %
5	Balogh, Flavius			S	Min	80	0	13.66	5.8565	77.9598	86.62 %
6	Velicko, Laurius			S	Min	86	0	14.90	5.7718	76.8322	85.37 %
7	Kopunec, Peter			S	Maj	80	10	12.22	5.7283	76.2532	84.73 %
8	Hua, Wei		U	S	Maj	87	0	15.53	5.6021	74.5725	82.86 %
9	Kvasnica, Juraj			S	Min	84	0	16.09	5.2206	69.4951	77.22 %
10	Cumova, Miroslava			S	Min	86	0	16.87	5.0978	67.8601	75.40 %
11	Ridoskova, Alexandra			S	Min	80	0	17.08	4.6838	62.3495	69.28 %
12	Botkova, Zuzana			S	Min	82	0	18.00	4.5556	60.6419	67.38 %
13	Hanulak, Jozef			S	Min	72	0	16.01	4.4972	59.8649	66.52 %
14	Gazdik, Lukas			S	Min	78	0	17.50	4.4571	59.3318	65.92 %
15	Brachmann, Jozsef			S	Min	82	0	18.50	4.4324	59.0029	65.56 %
16	Polak, Peter			S	Min	84	0	18.98	4.4257	58.9134	65.46 %
17	Sumaj, Martin			S	Min	74	0	16.93	4.3709	58.1843	64.65 %
18	Labanc, Martin			S	Min	88	0	21.14	4.1627	55.4126	61.57 %
19	Solyom, Oliver			S	Min	69	10	14.88	3.9651	52.7813	58.65 %
20	Mikes, Filip			S	Maj	75	10	16.59	3.9180	52.1553	57.95 %
21	Potocky, Peter			S	Maj	83	0	22.00	3.7727	50.2211	55.80 %
22	Dr. Davidhazi, Richard			S	Min	73	10	17.06	3.6928	49.1578	54.62 %
23	David, Jaroslav			S	Maj	78	10	18.93	3.5922	47.8178	53.13 %

24	Slanina, Peter		S	Min	77	10	18.79	3.5657	47.4656	52.74 %
25	Blaho, Marek		S	Min	84	0	24.20	3.4711	46.2057	51.34 %
26	Toth Laszlo, Kalman	Trieda	S	Min	82	0	24.72	3.3172	44.1567	49.06 %
27	Kosikova, Simona		S	Min	68	0	22.32	3.0466	40.5551	45.06 %
28	Kor-Hanak, Tibor		S	Min	86	0	28.75	2.9913	39.8191	44.24 %
29	Stanko, Lubomir		S	Min	66	30	17.31	2.0797	27.6845	30.76 %
30	Paroczai, Rita		S	Min	54	20	27.50	1.2364	16.4580	18.29 %
31	Pajor, Zoltan		S	Min	57	70	14.05	0.0000	0.0000	0.00 %
32	(DQ) Labanc, Daniel		S	Min						

Generated by PractiScore for Android (1.7.22 samsung) at 2022-09-11 20:02 +0200

## Danube Cup 2022 - Stejdž 10 - 2022-09-11



### Stage Results - Classic

Place	Name	No.	Class	Div	PF	Points	Pen	Time	Hit Factor	Stage Pts	Stage %
1	Poliacik, Martin			C	Min	98	0	20.71	4.7320	100.0000	100.00 %
2	Kovar, Zbynek			C	Min	96	0	21.21	4.5262	95.6499	95.65 %
3	Batki, Gyorgy			C	Min	98	0	22.67	4.3229	91.3542	91.35 %
4	Miglecz, Gyula		U	C	Min	94	0	22.39	4.1983	88.7213	88.72 %
5	Ebner, Markus			C	Min	91	10	20.52	3.9474	83.4184	83.42 %
6	Bobaly, Mihaly			C	Min	92	0	25.02	3.6771	77.7060	77.71 %

### Stage Results - Open

Place	Name	No.	Class	Div	PF	Points	Pen	Time	Hit Factor	Stage Pts	Stage %
1	Henes, Zdenek			O	Maj	96	0	15.95	6.0188	100.0000	100.00 %
2	Barkanyi, Laszlo			O	Maj	96	0	18.37	5.2259	86.8263	86.83 %
3	Horinek, Milos			O	Maj	94	0	18.14	5.1819	86.0954	86.10 %
4	Aigner, Edeltraut			O	Maj	97	0	21.81	4.4475	73.8934	73.89 %
5	Aigner, Michael			O	Maj	97	0	23.41	4.1435	68.8430	68.84 %
6	Adamec, Lubos			O	Min	88	10	19.31	4.0394	67.1122	67.11 %
7	Banyai, Gibart			O	Min	92	0	23.19	3.9672	65.9138	65.91 %
8	Pavlik, Yvonne			O	Maj	90	0	24.97	3.6043	59.8844	59.88 %
9	Veronika, Nemeth Kovacs			O	Maj	89	10	22.88	3.4528	57.3668	57.37 %
10	Veselsky, Dusan		U	O	Maj	0	0	0.00	0.0000	0.0000	0.00 %

### Stage Results - PCC

Place	Name	No.	Class	Div	PF	Points	Pen	Time	Hit Factor	Stage Pts	Stage %
1	Palka, Jan			PCC	Min	98	0	17.61	5.5650	100.0000	100.00 %
2	Tomascin, Andrej			PCC	Min	96	0	17.91	5.3601	96.3183	96.32 %
3	Meles, Radovan			PCC	Min	92	0	17.64	5.2154	93.7179	93.72 %
4	Szarvas, Peter			PCC	Min	96	0	18.70	5.1337	92.2493	92.25 %
5	Fedor, Marian			PCC	Min	91	10	15.99	5.0657	91.0269	91.03 %
6	Ambrus, Oliver			PCC	Min	94	0	19.12	4.9163	88.3432	88.34 %
7	Bulko, Peter		U	PCC	Min	98	0	20.18	4.8563	87.2646	87.26 %
8	Handl, Reinhard			PCC	Min	96	0	19.96	4.8096	86.4259	86.43 %
9	Kiss, Gabor			PCC	Min	92	0	19.62	4.6891	84.2601	84.26 %
10	Szundi, Andrej			PCC	Min	92	0	20.67	4.4509	79.9799	79.98 %
11	Busolin, Pavel			PCC	Min	96	0	22.64	4.2403	76.1953	76.20 %
12	Novotna, Marta			PCC	Min	96	0	22.96	4.1812	75.1333	75.13 %
13	Radolec, Michal			PCC	Min	96	0	23.01	4.1721	74.9701	74.97 %
14	Vajler, Martin			PCC	Min	90	0	22.70	3.9648	71.2443	71.24 %
15	Barancik, Ivan			PCC	Min	94	0	24.10	3.9004	70.0881	70.09 %
16	Atkary, Adrian			PCC	Min	91	10	24.13	3.3568	60.3200	60.32 %
17	Szarvasne Csabai, Bernadett			PCC	Min	98	0	30.64	3.1984	57.4739	57.47 %
18	Radolec, Milan			PCC	Min	98	0	36.44	2.6894	48.3260	48.33 %

### Stage Results - Production

Place	Name	No.	Class	Div	PF	Points	Pen	Time	Hit Factor	Stage Pts	Stage %
1	Chmura, Tomas			P	Min	90	0	17.82	5.0505	100.0000	100.00 %

2	Santa, Tomas		P	Min	90	0	18.35	4.9046	97.1117	97.11 %
3	Vysny, Marian		P	Min	92	0	19.09	4.8193	95.4217	95.42 %
4	Gahir, Marek		P	Min	90	0	19.24	4.6778	92.6195	92.62 %
5	Szundi, Mate		P	Min	90	0	20.32	4.4291	87.6969	87.70 %
6	Drimaj, Peter		P	Min	94	0	22.44	4.1889	82.9412	82.94 %
7	Brezina, Marek		P	Min	92	0	22.21	4.1423	82.0171	82.02 %
8	Dolezal, Philipp		P	Min	92	0	22.28	4.1293	81.7594	81.76 %
9	Kreutz, Erich	U	P	Min	90	0	21.82	4.1247	81.6682	81.67 %
10	Sciranka, Martin		P	Min	86	0	21.40	4.0187	79.5701	79.57 %
11	Horvath, Beata Zsanett		P	Min	92	0	22.93	4.0122	79.4418	79.44 %
12	Michalec, Lubomir		P	Min	98	0	25.05	3.9122	77.4611	77.46 %
13	Talpas, Jozef		P	Min	90	0	24.77	3.6334	71.9419	71.94 %
14	Polievka, Lubomir		P	Min	94	0	26.11	3.6002	71.2830	71.28 %
15	Trencan, Peter		P	Min	92	0	26.33	3.4941	69.1834	69.18 %
16	Czuczor, Zsolt		P	Min	92	0	29.50	3.1186	61.7492	61.75 %
17	Pancik, Vladimir		P	Min	79	10	26.84	2.5708	50.9016	50.90 %
18	Jurca, Robert		P	Min	82	0	44.05	1.8615	36.8581	36.86 %

### Stage Results - Production Optics

Place	Name	No.	Class	Div	PF	Points	Pen	Time	Hit Factor	Stage Pts	Stage %
1	Nagy, Ernest			PO	Min	100	0	16.65	6.0060	100.0000	100.00 %
2	Pavlik, Jan			PO	Min	94	0	18.77	5.0080	83.3831	83.38 %
3	Kan, Peter			PO	Min	96	0	19.70	4.8731	81.1371	81.14 %
4	Penov, Anton			PO	Min	98	0	21.28	4.6053	76.6776	76.68 %
5	Michalak, Norbert			PO	Min	96	0	21.20	4.5283	75.3962	75.40 %
6	Skvarenina, Andrej			PO	Min	94	0	22.19	4.2361	70.5318	70.53 %
7	Nemcok, Libor			PO	Min	94	0	22.37	4.2021	69.9642	69.96 %
8	Kubicova Bopkova, Eniko			PO	Min	94	0	23.36	4.0240	66.9991	67.00 %
9	Vanco, Jan			PO	Min	92	0	23.51	3.9132	65.1553	65.16 %
10	Satalan, Ovidiu Alexandru			PO	Min	98	0	25.15	3.8966	64.8787	64.88 %
11	Chalupa, Cyril			PO	Min	98	0	25.50	3.8431	63.9882	63.99 %
12	Holloso, Nikolette			PO	Min	96	0	29.04	3.3058	55.0413	55.04 %
13	Spratek, Dusan			PO	Min	94	0	30.43	3.0891	51.4328	51.43 %
14	Stankova, Anna			PO	Min	96	0	31.80	3.0189	50.2642	50.26 %
15	Koos, Zoltan			PO	Min	92	0	32.25	2.8527	47.4977	47.50 %
16	Geerts, Hans			PO	Min	98	0	42.73	2.2935	38.1863	38.19 %

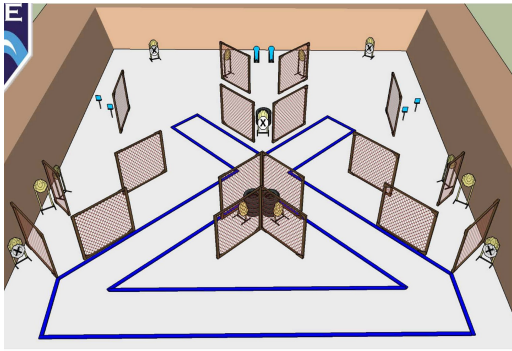
### Stage Results - Standard

Place	Name	No.	Class	Div	PF	Points	Pen	Time	Hit Factor	Stage Pts	Stage %
1	Koller, Hans-Georg			S	Maj	97	0	18.67	5.1955	100.0000	100.00 %
2	Stranz, Jurgen			S	Maj	98	0	20.40	4.8039	92.4631	92.46 %
3	Mongel, Egon			S	Min	98	0	21.60	4.5370	87.3263	87.33 %
4	Kopunec, Peter			S	Maj	95	0	21.18	4.4854	86.3317	86.33 %
5	Cumova, Miroslava			S	Min	98	0	21.88	4.4790	86.2087	86.21 %
6	Ciesielski, Marcin			S	Maj	96	0	21.80	4.4037	84.7593	84.76 %
7	Hanulak, Jozef			S	Min	92	0	23.26	3.9553	76.1291	76.13 %
8	Gazdik, Lukas			S	Min	90	0	23.03	3.9079	75.2179	75.22 %
9	Hua, Wei		U	S	Maj	92	0	23.55	3.9066	75.1916	75.19 %
10	Sumaj, Martin			S	Min	92	0	23.88	3.8526	74.1525	74.15 %
11	Mikes, Filip			S	Maj	93	0	24.75	3.7576	72.3236	72.32 %
12	Solyom, Oliver			S	Min	94	0	25.10	3.7450	72.0820	72.08 %
13	Balogh, Flavius			S	Min	90	0	24.81	3.6276	69.8214	69.82 %
14	Potocky, Peter			S	Maj	94	0	25.93	3.6251	69.7747	69.77 %
15	Dr. Davidhazi, Richard			S	Min	96	0	26.54	3.6172	69.6214	69.62 %
16	Labanc, Martin			S	Min	98	0	27.18	3.6056	69.3984	69.40 %
17	Kor-Hanak, Tibor			S	Min	94	0	26.14	3.5960	69.2141	69.21 %
18	Pajor, Zoltan			S	Min	86	0	24.41	3.5231	67.8115	67.81 %
19	Botkova, Zuzana			S	Min	88	0	25.75	3.4175	65.7776	65.78 %
20	Kosikova, Simona			S	Min	90	0	27.52	3.2703	62.9458	62.95 %
21	Ridoskova, Alexandra			S	Min	90	0	27.78	3.2397	62.3567	62.36 %
22	David, Jaroslav			S	Maj	94	0	29.04	3.2369	62.3023	62.30 %
23	Toth Laszlo, Kalman		Trieda	S	Min	92	0	28.53	3.2247	62.0667	62.07 %
24	Velicko, Laurius			S	Min	87	10	24.18	3.1844	61.2925	61.29 %

25	Kvasnica, Juraj	S	Min	87	10	24.34	3.1635	60.8895	60.89 %
26	Polak, Peter	S	Min	84	0	26.69	3.1472	60.5764	60.58 %
27	Stanko, Lubomir	S	Min	85	10	27.62	2.7154	52.2649	52.26 %
28	Slanina, Peter	S	Min	85	10	27.83	2.6949	51.8705	51.87 %
29	Blaho, Marek	S	Min	85	10	29.68	2.5270	48.6374	48.64 %
30	Brachmann, Jozsef	S	Min	80	0	46.38	1.7249	33.1995	33.20 %
31	Paroczai, Rita	S	Min	70	20	37.34	1.3390	25.7732	25.77 %
32	(DQ) Labanc, Daniel	S	Min						

Generated by PractiScore for Android (1.7.22 samsung) at 2022-09-11 20:02 +0200

## Danube Cup 2022 - Stejdž 11 - 2022-09-11



### Stage Results - Classic

Place	Name	No.	Class	Div	PF	Points	Pen	Time	Hit Factor	Stage Pts	Stage %
1	Kovar, Zbynek			C	Min	158	0	26.62	5.9354	160.0000	100.00 %
2	Poliacik, Martin			C	Min	158	0	28.39	5.5653	150.0247	93.77 %
3	Miglecz, Gyula		U	C	Min	150	0	27.44	5.4665	147.3595	92.10 %
4	Batki, Gyorgy			C	Min	153	10	27.99	5.1090	137.7222	86.08 %
5	Bobaly, Mihaly			C	Min	148	0	32.25	4.5891	123.7095	77.32 %
6	Ebner, Markus			C	Min	141	10	29.76	4.4019	118.6614	74.16 %

### Stage Results - Open

Place	Name	No.	Class	Div	PF	Points	Pen	Time	Hit Factor	Stage Pts	Stage %
1	Horinek, Milos			O	Maj	151	0	22.20	6.8018	160.0000	100.00 %
2	Henes, Zdenek			O	Maj	149	0	22.68	6.5697	154.5394	96.59 %
3	Barkanyi, Laszlo			O	Maj	155	0	25.28	6.1313	144.2284	90.14 %
4	Adamec, Lubos			O	Min	150	0	25.14	5.9666	140.3531	87.72 %
5	Aigner, Michael			O	Maj	153	10	26.15	5.4685	128.6354	80.40 %
6	Veronika, Nemeth Kovacs			O	Maj	157	0	29.82	5.2649	123.8477	77.40 %
7	Aigner, Edeltraut			O	Maj	151	0	32.41	4.6591	109.5958	68.50 %
8	Pavlik, Yvonne			O	Maj	150	0	33.72	4.4484	104.6405	65.40 %
9	Banyai, Gibart			O	Min	144	0	33.79	4.2616	100.2468	62.65 %
10	Veselsky, Dusan		U	O	Maj	0	0	0.00	0.0000	0.0000	0.00 %

### Stage Results - PCC

Place	Name	No.	Class	Div	PF	Points	Pen	Time	Hit Factor	Stage Pts	Stage %
1	Fedor, Marian			PCC	Min	160	0	21.64	7.3937	160.0000	100.00 %
2	Szarvas, Peter			PCC	Min	158	0	23.18	6.8162	147.5030	92.19 %
3	Handl, Reinhard			PCC	Min	156	0	23.41	6.6638	144.2050	90.13 %
4	Palka, Jan			PCC	Min	152	0	23.07	6.5886	142.5782	89.11 %
5	Tomascin, Andrej			PCC	Min	148	0	23.45	6.3113	136.5765	85.36 %
6	Kiss, Gabor			PCC	Min	158	0	26.04	6.0676	131.3026	82.06 %
7	Barancik, Ivan			PCC	Min	158	0	26.75	5.9065	127.8176	79.89 %
8	Bulko, Peter		U	PCC	Min	156	0	27.19	5.7374	124.1574	77.60 %
9	Ambrus, Oliver			PCC	Min	156	0	27.51	5.6707	122.7132	76.70 %
10	Novotna, Marta			PCC	Min	154	0	28.05	5.4902	118.8078	74.25 %
11	Radolec, Michal			PCC	Min	150	0	27.91	5.3744	116.3024	72.69 %
12	Vajler, Martin			PCC	Min	154	0	28.92	5.3250	115.2337	72.02 %
13	Meles, Radovan			PCC	Min	158	0	30.79	5.1315	111.0464	69.40 %
14	Szundi, Andrej			PCC	Min	146	0	30.89	4.7264	102.2803	63.93 %
15	Szarvasne Csabai, Bernadett			PCC	Min	160	0	39.41	4.0599	87.8559	54.91 %
16	Busolin, Pavel			PCC	Min	138	30	31.03	3.4805	75.3181	47.07 %
17	Atkary, Adrian			PCC	Min	151	30	39.71	3.0471	65.9391	41.21 %
18	Radolec, Milan			PCC	Min	154	0	59.64	2.5822	55.8779	34.92 %

### Stage Results - Production

Place	Name	No.	Class	Div	PF	Points	Pen	Time	Hit Factor	Stage Pts	Stage %
1	Chmura, Tomas			P	Min	154	0	23.75	6.4842	160.0000	100.00 %

2	Santa, Tomas		P	Min	154	0	23.79	6.4733	159.7310	99.83 %
3	Gahir, Marek		P	Min	154	0	25.41	6.0606	149.5474	93.47 %
4	Vysny, Marian		P	Min	154	0	27.28	5.6452	139.2962	87.06 %
5	Szundi, Mate		P	Min	156	0	27.66	5.6399	139.1667	86.98 %
6	Kreutz, Erich	U	P	Min	148	0	26.49	5.5870	137.8614	86.16 %
7	Drimaj, Peter		P	Min	160	0	29.09	5.5002	135.7185	84.82 %
8	Dolezal, Philipp		P	Min	156	0	29.27	5.3297	131.5118	82.19 %
9	Michalec, Lubomir		P	Min	142	0	27.30	5.2015	128.3478	80.22 %
10	Talpas, Jozef		P	Min	143	10	26.00	5.1154	126.2238	78.89 %
11	Polievka, Lubomir		P	Min	154	0	30.87	4.9887	123.0969	76.94 %
12	Trencan, Peter		P	Min	152	0	31.58	4.8132	118.7666	74.23 %
13	Brezina, Marek		P	Min	144	0	30.38	4.7400	116.9601	73.10 %
14	Pancik, Vladimir		P	Min	152	0	34.12	4.4549	109.9252	68.70 %
15	Horvath, Beata Zsanett		P	Min	152	0	34.24	4.4393	109.5400	68.46 %
16	Jurca, Robert		P	Min	141	10	34.15	3.8360	94.6550	59.16 %
17	Sciranka, Martin		P	Min	142	0	51.43	2.7610	68.1294	42.58 %
18	Czuczor, Zsolt		P	Min	116	110	35.92	0.1670	4.1217	2.58 %

### Stage Results - Production Optics

Place	Name	No.	Class	Div	PF	Points	Pen	Time	Hit Factor	Stage Pts	Stage %
1	Nagy, Ernest			PO	Min	152	0	23.10	6.5801	160.0000	100.00 %
2	Michalak, Norbert			PO	Min	156	0	25.26	6.1758	150.1688	93.86 %
3	Skvarenina, Andrej			PO	Min	152	0	24.94	6.0946	148.1957	92.62 %
4	Pavlik, Jan			PO	Min	150	0	24.71	6.0704	147.6070	92.25 %
5	Kan, Peter			PO	Min	154	0	26.28	5.8600	142.4898	89.06 %
6	Nemcok, Libor			PO	Min	140	0	26.90	5.2045	126.5506	79.09 %
7	Vanco, Jan			PO	Min	146	0	28.85	5.0607	123.0539	76.91 %
8	Penov, Anton			PO	Min	150	0	29.83	5.0285	122.2718	76.42 %
9	Kubicova Bopkova, Eniko			PO	Min	152	0	31.18	4.8749	118.5375	74.09 %
10	Chalupa, Cyril			PO	Min	160	0	33.98	4.7087	114.4946	71.56 %
11	Satalan, Ovidiu Alexandru			PO	Min	156	0	34.42	4.5322	110.2052	68.88 %
12	Koos, Zoltan			PO	Min	156	0	45.05	3.4628	84.2012	52.63 %
13	Stankova, Anna			PO	Min	148	0	43.57	3.3968	82.5967	51.62 %
14	Spratek, Dusan			PO	Min	156	0	46.12	3.3825	82.2477	51.40 %
15	Holloso, Nikolette			PO	Min	146	20	37.56	3.3546	81.5705	50.98 %
16	Geerts, Hans			PO	Min	152	10	60.52	2.3463	57.0529	35.66 %

### Stage Results - Standard

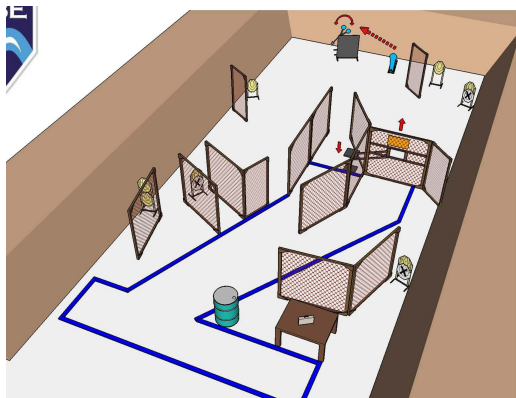
Place	Name	No.	Class	Div	PF	Points	Pen	Time	Hit Factor	Stage Pts	Stage %
1	Koller, Hans-Georg			S	Maj	158	0	25.31	6.2426	160.0000	100.00 %
2	Stranz, Jurgen			S	Maj	155	0	26.44	5.8623	150.2537	93.91 %
3	Mongel, Egon			S	Min	154	0	26.58	5.7938	148.4981	92.81 %
4	Kopunec, Peter			S	Maj	158	0	27.36	5.7749	148.0117	92.51 %
5	Cumova, Miroslava			S	Min	158	0	27.52	5.7413	147.1512	91.97 %
6	Hua, Wei	U		S	Maj	154	0	27.71	5.5576	142.4424	89.03 %
7	Stanko, Lubomir			S	Min	154	0	27.97	5.5059	141.1183	88.20 %
8	Ciesielski, Marcin			S	Maj	156	0	28.40	5.4930	140.7866	87.99 %
9	Gazdik, Lukas			S	Min	156	0	29.88	5.2209	133.8132	83.63 %
10	Velicko, Laurius			S	Min	156	0	30.20	5.1656	132.3953	82.75 %
11	Ridoskova, Alexandra			S	Min	152	0	29.71	5.1161	131.1282	81.96 %
12	Solyom, Oliver			S	Min	148	0	29.08	5.0894	130.4435	81.53 %
13	Potocky, Peter			S	Maj	156	0	33.82	4.6127	118.2241	73.89 %
14	Labanc, Martin			S	Min	156	0	33.98	4.5909	117.6674	73.54 %
15	Mikes, Filip			S	Maj	152	10	32.26	4.4017	112.8182	70.51 %
16	Botkova, Zuzana			S	Min	146	0	33.64	4.3401	111.2377	69.52 %
17	Kvasnica, Juraj			S	Min	156	10	34.09	4.2828	109.7693	68.61 %
18	Toth Laszlo, Kalman		Trieda	S	Min	154	0	36.24	4.2494	108.9150	68.07 %
19	Hanulak, Jozef			S	Min	154	10	34.34	4.1934	107.4774	67.17 %
20	Slanina, Peter			S	Min	136	0	33.05	4.1150	105.4684	65.92 %
21	Brachmann, Jozsef			S	Min	144	0	35.77	4.0257	103.1807	64.49 %
22	Kor-Hanak, Tibor			S	Min	148	0	39.26	3.7697	96.6199	60.39 %
23	Kosikova, Simona			S	Min	136	0	36.59	3.7169	95.2646	59.54 %
24	Blaho, Marek			S	Min	156	0	43.33	3.6003	92.2765	57.67 %



25	Pajor, Zoltan	S	Min	136	20	34.21	3.3908	86.9080	54.32 %
26	Balogh, Flavius	S	Min	135	50	25.46	3.3386	85.5688	53.48 %
27	Dr. Davidhazi, Richard	S	Min	146	0	44.06	3.3137	84.9304	53.08 %
28	Polak, Peter	S	Min	147	10	42.16	3.2495	83.2866	52.05 %
29	Sumaj, Martin	S	Min	144	40	32.53	3.1970	81.9416	51.21 %
30	David, Jaroslav	S	Maj	144	40	34.46	3.0180	77.3523	48.35 %
31	Paroczai, Rita	S	Min	120	20	48.99	2.0412	52.3176	32.70 %
32	(DQ) Labanc, Daniel	S	Min						

Generated by PractiScore for Android (1.7.22 samsung) at 2022-09-11 20:02 +0200

## Danube Cup 2022 - Stejdž 12 - 2022-09-11



### Stage Results - Classic

Place	Name	No.	Class	Div	PF	Points	Pen	Time	Hit Factor	Stage Pts	Stage %
1	Poliacik, Martin			C	Min	83	0	24.21	3.4283	85.0000	100.00 %
2	Batki, Gyorgy			C	Min	79	0	24.24	3.2591	80.8035	95.06 %
3	Ebner, Markus			C	Min	71	0	22.57	3.1458	77.9942	91.76 %
4	Miglecz, Gyula		U	C	Min	79	0	25.88	3.0526	75.6830	89.04 %
5	Kovar, Zbynek			C	Min	79	0	26.01	3.0373	75.3047	88.59 %
6	Bobaly, Mihaly			C	Min	71	0	27.41	2.5903	64.2222	75.56 %

### Stage Results - Open

Place	Name	No.	Class	Div	PF	Points	Pen	Time	Hit Factor	Stage Pts	Stage %
1	Barkanyi, Laszlo			O	Maj	84	0	19.71	4.2618	85.0000	100.00 %
2	Horinek, Milos			O	Maj	81	0	19.54	4.1453	82.6774	97.27 %
3	Henes, Zdenek			O	Maj	79	0	20.01	3.9480	78.7420	92.64 %
4	Aigner, Michael			O	Maj	83	0	23.35	3.5546	70.8953	83.41 %
5	Aigner, Edeltraut			O	Maj	85	0	24.91	3.4123	68.0568	80.07 %
6	Adamec, Lubos			O	Min	77	0	23.20	3.3190	66.1956	77.88 %
7	Banyai, Gibart			O	Min	79	10	26.02	2.6518	52.8893	62.22 %
8	Pavlik, Yvonne			O	Maj	74	10	35.18	1.8192	36.2836	42.69 %
9	Veronika, Nemeth Kovacs			O	Maj	72	20	30.14	1.7253	34.4101	40.48 %
10	Veselsky, Dusan		U	O	Maj	0	0	0.00	0.0000	0.0000	0.00 %

### Stage Results - PCC

Place	Name	No.	Class	Div	PF	Points	Pen	Time	Hit Factor	Stage Pts	Stage %
1	Fedor, Marian			PCC	Min	83	0	11.94	6.9514	85.0000	100.00 %
2	Palka, Jan			PCC	Min	83	0	14.06	5.9033	72.1835	84.92 %
3	Meles, Radovan			PCC	Min	85	0	14.75	5.7627	70.4648	82.90 %
4	Szarvas, Peter			PCC	Min	83	0	15.23	5.4498	66.6382	78.40 %
5	Ambrus, Oliver			PCC	Min	83	0	15.81	5.2498	64.1935	75.52 %
6	Tomascin, Andrej			PCC	Min	85	0	16.86	5.0415	61.6462	72.52 %
7	Handl, Reinhard			PCC	Min	81	0	16.18	5.0062	61.2141	72.02 %
8	Bulko, Peter		U	PCC	Min	81	0	16.43	4.9300	60.2827	70.92 %
9	Barancik, Ivan			PCC	Min	79	0	17.03	4.6389	56.7228	66.73 %
10	Vajler, Martin			PCC	Min	83	0	17.90	4.6369	56.6983	66.70 %
11	Novotna, Marta			PCC	Min	75	0	16.74	4.4803	54.7837	64.45 %
12	Szundi, Andrej			PCC	Min	81	0	18.92	4.2812	52.3491	61.59 %
13	Kiss, Gabor			PCC	Min	78	10	16.61	4.0939	50.0593	58.89 %
14	Atkary, Adrian			PCC	Min	83	10	21.58	3.3828	41.3634	48.66 %
15	Szarvasne Csabai, Bernadett			PCC	Min	77	0	26.78	2.8753	35.1581	41.36 %
16	Radolec, Milan			PCC	Min	83	0	29.61	2.8031	34.2756	40.32 %
17	Busolin, Pavel			PCC	Min	69	40	29.39	0.9867	12.0655	14.19 %
18	Radolec, Michal			PCC	Min	11	210	1.29	0.0000	0.0000	0.00 %

### Stage Results - Production

Place	Name	No.	Class	Div	PF	Points	Pen	Time	Hit Factor	Stage Pts	Stage %
-------	------	-----	-------	-----	----	--------	-----	------	------------	-----------	---------

1	Vysny, Marian		P	Min	81	0	20.11	4.0278	85.0000	100.00 %
2	Chmura, Tomas		P	Min	83	0	20.84	3.9827	84.0478	98.88 %
3	Drimaj, Peter		P	Min	81	0	21.89	3.7003	78.0882	91.87 %
4	Gahir, Marek		P	Min	75	0	21.38	3.5080	74.0286	87.09 %
5	Michalec, Lubomir		P	Min	77	0	23.08	3.3362	70.4046	82.83 %
6	Sciranka, Martin		P	Min	71	0	21.39	3.3193	70.0476	82.41 %
7	Polievka, Lubomir		P	Min	81	0	24.74	3.2741	69.0926	81.29 %
8	Santa, Tomas		P	Min	75	0	23.49	3.1928	67.3789	79.27 %
9	Dolezal, Philipp		P	Min	75	0	23.72	3.1619	66.7256	78.50 %
10	Brezina, Marek		P	Min	77	0	24.65	3.1237	65.9204	77.55 %
11	Kreutz, Erich	U	P	Min	74	10	21.25	3.0118	63.5575	74.77 %
12	Trencan, Peter		P	Min	77	0	28.02	2.7480	57.9921	68.23 %
13	Jurca, Robert		P	Min	77	0	29.61	2.6005	54.8780	64.56 %
14	Szundi, Mate		P	Min	74	10	25.35	2.5247	53.2780	62.68 %
15	Talpas, Jozef		P	Min	71	0	28.30	2.5088	52.9441	62.29 %
16	Horvath, Beata Zsanett		P	Min	72	10	25.83	2.4003	50.6539	59.59 %
17	Pancik, Vladimir		P	Min	79	0	33.39	2.3660	49.9294	58.74 %
18	Czuczor, Zsolt		P	Min	75	0	39.20	1.9133	40.3758	47.50 %

### Stage Results - Production Optics

Place	Name	No.	Class	Div	PF	Points	Pen	Time	Hit Factor	Stage Pts	Stage %
1	Nagy, Ernest			PO	Min	83	0	19.47	4.2630	85.0000	100.00 %
2	Pavlik, Jan			PO	Min	75	0	21.23	3.5327	70.4398	82.87 %
3	Michalak, Norbert			PO	Min	81	0	24.84	3.2609	65.0190	76.49 %
4	Skvarenina, Andrej			PO	Min	79	0	24.82	3.1829	63.4647	74.66 %
5	Vanco, Jan			PO	Min	77	0	25.64	3.0031	59.8797	70.45 %
6	Penov, Anton			PO	Min	76	10	22.03	2.9959	59.7360	70.28 %
7	Nemcok, Libor			PO	Min	73	0	24.77	2.9471	58.7630	69.13 %
8	Kubicova Bopkova, Eniko			PO	Min	83	0	28.22	2.9412	58.6446	68.99 %
9	Chalupa, Cyril			PO	Min	81	0	27.99	2.8939	57.7017	67.88 %
10	Kan, Peter			PO	Min	75	0	26.60	2.8195	56.2194	66.14 %
11	Satalan, Ovidiu Alexandru			PO	Min	85	0	30.35	2.8007	55.8428	65.70 %
12	Hollosi, Nikolette			PO	Min	75	0	27.66	2.7115	54.0650	63.61 %
13	Stankova, Anna			PO	Min	77	0	32.74	2.3519	46.8942	55.17 %
14	Spratek, Dusan			PO	Min	85	0	36.32	2.3403	46.6638	54.90 %
15	Koos, Zoltan			PO	Min	77	0	38.06	2.0231	40.3393	47.46 %
16	Geerts, Hans			PO	Min	79	0	41.96	1.8827	37.5404	44.17 %

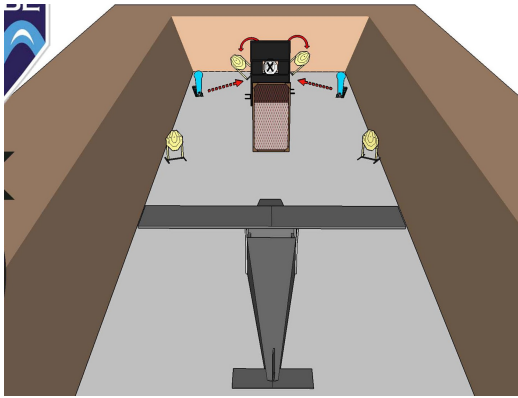
### Stage Results - Standard

Place	Name	No.	Class	Div	PF	Points	Pen	Time	Hit Factor	Stage Pts	Stage %
1	Stranz, Jurgen			S	Maj	81	0	16.68	4.8561	85.0000	100.00 %
2	Kopunec, Peter			S	Maj	83	0	22.23	3.7337	65.3535	76.89 %
3	Ciesielski, Marcin			S	Maj	83	0	22.91	3.6229	63.4137	74.60 %
4	Koller, Hans-Georg			S	Maj	77	0	21.29	3.6167	63.3060	74.48 %
5	Velicko, Laurius			S	Min	85	0	23.97	3.5461	62.0699	73.02 %
6	Hua, Wei		U	S	Maj	81	0	23.87	3.3934	59.3967	69.88 %
7	Cumova, Miroslava			S	Min	83	0	25.14	3.3015	57.7887	67.99 %
8	Mikes, Filip			S	Maj	78	10	20.77	3.2740	57.3063	67.42 %
9	Solyom, Oliver			S	Min	75	0	23.25	3.2258	56.4636	66.43 %
10	Stanko, Lubomir			S	Min	77	0	24.11	3.1937	55.9015	65.77 %
11	Botkova, Zuzana			S	Min	79	0	25.33	3.1188	54.5911	64.22 %
12	Balogh, Flavius			S	Min	83	0	27.71	2.9953	52.4290	61.68 %
13	Ridoskova, Alexandra			S	Min	81	0	27.44	2.9519	51.6691	60.79 %
14	Gazdik, Lukas			S	Min	71	0	24.35	2.9158	51.0375	60.04 %
15	Potocky, Peter			S	Maj	81	0	30.94	2.6180	45.8242	53.91 %
16	Pajor, Zoltan			S	Min	75	0	29.73	2.5227	44.1567	51.95 %
17	Labanc, Martin			S	Min	83	0	34.27	2.4219	42.3930	49.87 %
18	Dr. Davidhazi, Richard			S	Min	71	0	29.67	2.3930	41.8862	49.28 %
19	Sumaj, Martin			S	Min	77	0	32.22	2.3898	41.8307	49.21 %
20	Blaho, Marek			S	Min	77	0	34.34	2.2423	39.2483	46.17 %
21	Kvasnica, Juraj			S	Min	74	10	29.02	2.2054	38.6022	45.41 %
22	Toth Laszlo, Kalman		Trieda	S	Min	77	0	36.13	2.1312	37.3038	43.89 %
23	Mongel, Egon			S	Min	83	40	20.88	2.0594	36.0469	42.41 %

24	Brachmann, Jozsef	S	Min	73	0	35.52	2.0552	35.9733	42.32 %
25	Hanulak, Jozef	S	Min	71	20	28.68	1.7782	31.1258	36.62 %
26	Kosikova, Simona	S	Min	74	10	37.25	1.7181	30.0735	35.38 %
27	Polak, Peter	S	Min	69	0	43.58	1.5833	27.7135	32.60 %
28	Slanina, Peter	S	Min	62	10	32.86	1.5825	27.6991	32.59 %
29	David, Jaroslav	S	Maj	80	0	57.95	1.3805	24.1639	28.43 %
30	Kor-Hanak, Tibor	S	Min	18	200	17.14	0.0000	0.0000	0.00 %
31	Paroczai, Rita	S	Min	37	60	42.98	0.0000	0.0000	0.00 %
32	(DQ) Labanc, Daniel	S	Min						

Generated by PractiScore for Android (1.7.22 samsung) at 2022-09-11 20:02 +0200

# Danube Cup 2022 - Stejdž 13 - 2022-09-11



## Stage Results - Classic

Place	Name	No.	Class	Div	PF	Points	Pen	Time	Hit Factor	Stage Pts	Stage %
1	Kovar, Zbynek			C	Min	38	0	9.82	3.8697	50.0000	100.00 %
2	Batki, Gyorgy			C	Min	48	0	13.60	3.5294	45.6037	91.21 %
3	Poliacik, Martin			C	Min	46	0	15.08	3.0504	39.4144	78.83 %
4	Ebner, Markus			C	Min	38	0	12.61	3.0135	38.9374	77.87 %
5	Bobaly, Mihaly			C	Min	40	0	15.43	2.5924	33.4959	66.99 %
6	Miglecz, Gyula		U	C	Min	39	10	14.26	2.0337	26.2770	52.55 %

## Stage Results - Open

Place	Name	No.	Class	Div	PF	Points	Pen	Time	Hit Factor	Stage Pts	Stage %
1	Henes, Zdenek			O	Maj	45	0	8.59	5.2386	50.0000	100.00 %
2	Barkanyi, Laszlo			O	Maj	44	0	8.73	5.0401	48.1049	96.21 %
3	Horinek, Milos			O	Maj	41	10	8.40	3.6905	35.2235	70.45 %
4	Aigner, Michael			O	Maj	48	0	13.04	3.6810	35.1329	70.27 %
5	Veronika, Nemeth Kovacs			O	Maj	45	0	12.31	3.6556	34.8903	69.78 %
6	Pavlik, Yvonne			O	Maj	46	0	12.62	3.6450	34.7896	69.58 %
7	Aigner, Edeltraut			O	Maj	43	0	12.30	3.4959	33.3668	66.73 %
8	Adamec, Lubos			O	Min	41	10	10.68	2.9026	27.7039	55.41 %
9	Banyai, Gibart			O	Min	40	0	15.59	2.5657	24.4886	48.98 %
10	Veselsky, Dusan		U	O	Maj	0	0	0.00	0.0000	0.0000	0.00 %

## Stage Results - PCC

Place	Name	No.	Class	Div	PF	Points	Pen	Time	Hit Factor	Stage Pts	Stage %
1	Fedor, Marian			PCC	Min	44	0	8.26	5.3269	50.0000	100.00 %
2	Szundi, Andrej			PCC	Min	44	0	8.66	5.0808	47.6905	95.38 %
3	Tomascin, Andrej			PCC	Min	40	0	9.23	4.3337	40.6776	81.36 %
4	Palka, Jan			PCC	Min	44	0	10.83	4.0628	38.1348	76.27 %
5	Szarvas, Peter			PCC	Min	40	0	10.06	3.9761	37.3215	74.64 %
6	Meles, Radovan			PCC	Min	36	0	9.45	3.8095	35.7576	71.52 %
7	Kiss, Gabor			PCC	Min	42	0	11.95	3.5146	32.9897	65.98 %
8	Bulko, Peter		U	PCC	Min	39	10	8.35	3.4731	32.5993	65.20 %
9	Handl, Reinhard			PCC	Min	36	0	11.45	3.1441	29.5117	59.02 %
10	Novotna, Marta			PCC	Min	34	0	11.50	2.9565	27.7510	55.50 %
11	Barancik, Ivan			PCC	Min	37	10	10.26	2.6316	24.7010	49.40 %
12	Ambrus, Oliver			PCC	Min	37	10	10.52	2.5665	24.0905	48.18 %
13	Atkary, Adrian			PCC	Min	37	10	11.50	2.3478	22.0375	44.08 %
14	Busolin, Pavel			PCC	Min	36	0	15.83	2.2742	21.3461	42.69 %
15	Radolec, Milan			PCC	Min	46	0	20.32	2.2638	21.2487	42.50 %
16	Radolec, Michal			PCC	Min	38	0	20.25	1.8765	17.6139	35.23 %
17	Szarvasne Csabai, Bernadett			PCC	Min	36	20	14.25	1.1228	10.5391	21.08 %
18	Vajler, Martin			PCC	Min	28	20	10.57	0.7569	7.1042	14.21 %

## Stage Results - Production

Place	Name	No.	Class	Div	PF	Points	Pen	Time	Hit Factor	Stage Pts	Stage %
-------	------	-----	-------	-----	----	--------	-----	------	------------	-----------	---------

1	Vysny, Marian		P	Min	44	0	9.14	4.8140	50.0000	100.00 %
2	Szundi, Mate		P	Min	42	0	10.46	4.0153	41.7043	83.41 %
3	Santa, Tomas		P	Min	42	0	10.51	3.9962	41.5059	83.01 %
4	Chmura, Tomas		P	Min	46	0	12.44	3.6977	38.4062	76.81 %
5	Gahir, Marek		P	Min	42	0	11.70	3.5897	37.2844	74.57 %
6	Drimaj, Peter		P	Min	46	0	13.15	3.4981	36.3325	72.67 %
7	Sciranka, Martin		P	Min	40	0	11.76	3.4014	35.3278	70.66 %
8	Dolezal, Philipp		P	Min	38	0	11.64	3.2646	33.9074	67.81 %
9	Trencan, Peter		P	Min	36	0	11.60	3.1034	32.2335	64.47 %
10	Michalec, Lubomir		P	Min	44	0	14.30	3.0769	31.9580	63.92 %
11	Polievka, Lubomir		P	Min	42	0	13.70	3.0657	31.8414	63.68 %
12	Talpas, Jozef		P	Min	45	10	11.79	2.9686	30.8331	61.67 %
13	Horvath, Beata Zsanett		P	Min	36	0	12.41	2.9009	30.1297	60.26 %
14	Brezina, Marek		P	Min	39	10	12.48	2.3237	24.1350	48.27 %
15	Jurca, Robert		P	Min	42	0	18.59	2.2593	23.4657	46.93 %
16	Kreutz, Erich	U	P	Min	39	10	13.04	2.2239	23.0985	46.20 %
17	Czuczor, Zsolt		P	Min	37	10	13.95	1.9355	20.1026	40.21 %
18	Pancik, Vladimir		P	Min	38	20	16.28	1.1057	11.4837	22.97 %

### Stage Results - Production Optics

Place	Name	No.	Class	Div	PF	Points	Pen	Time	Hit Factor	Stage Pts	Stage %
1	Nemcok, Libor			PO	Min	46	0	9.79	4.6987	50.0000	100.00 %
2	Nagy, Ernest			PO	Min	40	0	9.82	4.0733	43.3454	86.69 %
3	Skvarenina, Andrej			PO	Min	38	0	9.90	3.8384	40.8454	81.69 %
4	Pavlik, Jan			PO	Min	38	0	9.97	3.8114	40.5586	81.12 %
5	Satalan, Ovidiu Alexandru			PO	Min	42	0	13.81	3.0413	32.3631	64.73 %
6	Vanco, Jan			PO	Min	41	10	10.37	2.9894	31.8110	63.62 %
7	Chalupa, Cyril			PO	Min	42	0	14.69	2.8591	30.4244	60.85 %
8	Hollosi, Nikolette			PO	Min	42	0	14.99	2.8019	29.8155	59.63 %
9	Kan, Peter			PO	Min	41	10	11.60	2.6724	28.4380	56.88 %
10	Penov, Anton			PO	Min	37	10	10.15	2.6601	28.3069	56.61 %
11	Koos, Zoltan			PO	Min	40	0	20.68	1.9342	20.5828	41.17 %
12	Kubicova Bopkova, Eniko			PO	Min	34	0	17.69	1.9220	20.4525	40.90 %
13	Michalak, Norbert			PO	Min	36	20	9.39	1.7039	18.1321	36.26 %
14	Spratek, Dusan			PO	Min	32	20	16.42	0.7308	7.7768	15.55 %
15	Geerts, Hans			PO	Min	32	20	21.66	0.5540	5.8955	11.79 %
16	Stankova, Anna			PO	Min	32	20	27.91	0.4300	4.5753	9.15 %

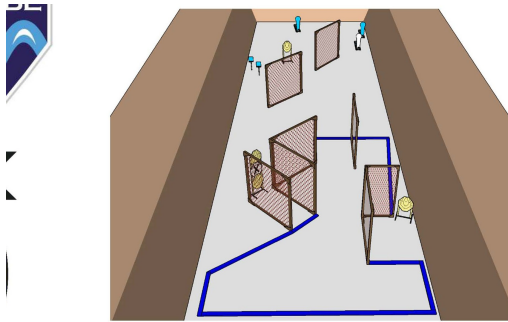
### Stage Results - Standard

Place	Name	No.	Class	Div	PF	Points	Pen	Time	Hit Factor	Stage Pts	Stage %
1	Kopunec, Peter			S	Maj	47	0	9.88	4.7571	50.0000	100.00 %
2	Stranz, Jurgen			S	Maj	44	0	9.67	4.5502	47.8250	95.65 %
3	Mikes, Filip			S	Maj	45	0	10.71	4.2017	44.1623	88.32 %
4	Velicko, Laurius			S	Min	40	0	10.03	3.9880	41.9168	83.83 %
5	Ciesielski, Marcin			S	Maj	47	0	11.81	3.9797	41.8290	83.66 %
6	Hua, Wei		U	S	Maj	46	0	11.87	3.8753	40.7320	81.46 %
7	Botkova, Zuzana			S	Min	46	0	12.06	3.8143	40.0903	80.18 %
8	Stanko, Lubomir			S	Min	44	0	11.84	3.7162	39.0598	78.12 %
9	Koller, Hans-Georg			S	Maj	45	0	12.19	3.6916	38.8006	77.60 %
10	Gazdik, Lukas			S	Min	38	0	10.70	3.5514	37.3275	74.66 %
11	Mongel, Egon			S	Min	40	0	11.44	3.4965	36.7505	73.50 %
12	Potocky, Peter			S	Maj	39	0	11.65	3.3476	35.1858	70.37 %
13	Sumaj, Martin			S	Min	46	0	14.16	3.2486	34.1447	68.29 %
14	Balogh, Flavius			S	Min	38	0	11.89	3.1960	33.5916	67.18 %
15	Kvasnica, Juraj			S	Min	44	0	14.58	3.0178	31.7193	63.44 %
16	Solyom, Oliver			S	Min	45	10	12.32	2.8409	29.8598	59.72 %
17	Ridoskova, Alexandra			S	Min	40	0	14.36	2.7855	29.2775	58.56 %
18	Polak, Peter			S	Min	36	0	13.54	2.6588	27.9456	55.89 %
19	Toth Laszlo, Kalman		Trieda	S	Min	42	0	16.17	2.5974	27.3004	54.60 %
20	Hanulak, Jozef			S	Min	38	0	16.40	2.3171	24.3539	48.71 %
21	Kor-Hanak, Tibor			S	Min	38	0	16.59	2.2905	24.0750	48.15 %
22	Kosikova, Simona			S	Min	38	0	17.07	2.2261	23.3980	46.80 %
23	Blaho, Marek			S	Min	36	0	16.28	2.2113	23.2422	46.48 %

24	Brachmann, Jozsef	S	Min	37	10	12.45	2.1687	22.7942	45.59 %
25	Dr. Davidhazi, Richard	S	Min	39	10	13.47	2.1529	22.6287	45.26 %
26	Cumova, Miroslava	S	Min	37	10	14.01	1.9272	20.2560	40.51 %
27	Labanc, Martin	S	Min	33	10	13.97	1.6464	17.3046	34.61 %
28	Pajor, Zoltan	S	Min	33	10	15.13	1.5202	15.9778	31.96 %
29	Slanina, Peter	S	Min	35	10	17.15	1.4577	15.3216	30.64 %
30	Paroczai, Rita	S	Min	39	10	22.27	1.3022	13.6870	27.37 %
31	David, Jaroslav	S	Maj	37	20	18.06	0.9413	9.8937	19.79 %
32	(DQ) Labanc, Daniel	S	Min						

Generated by PractiScore for Android (1.7.22 samsung) at 2022-09-11 20:03 +0200

# Danube Cup 2022 - Stejdž 14 - 2022-09-11



## Stage Results - Classic

Place	Name	No.	Class	Div	PF	Points	Pen	Time	Hit Factor	Stage Pts	Stage %
1	Miglecz, Gyula		U	C	Min	58	0	14.76	3.9295	60.0000	100.00 %
2	Batki, Gyorgy			C	Min	58	0	15.61	3.7156	56.7329	94.55 %
3	Kovar, Zbynek			C	Min	58	0	15.63	3.7108	56.6603	94.43 %
4	Bobaly, Mihaly			C	Min	58	0	17.72	3.2731	49.9774	83.30 %
5	Poliacik, Martin			C	Min	60	0	18.34	3.2715	49.9530	83.25 %
6	Ebner, Markus			C	Min	56	10	17.32	2.6559	40.5527	67.59 %

## Stage Results - Open

Place	Name	No.	Class	Div	PF	Points	Pen	Time	Hit Factor	Stage Pts	Stage %
1	Horinek, Milos			O	Maj	60	0	12.31	4.8741	60.0000	100.00 %
2	Barkanyi, Laszlo			O	Maj	52	0	11.86	4.3845	53.9730	89.96 %
3	Henes, Zdenek			O	Maj	57	10	11.05	4.2534	52.3593	87.27 %
4	Adamec, Lubos			O	Min	58	0	15.49	3.7444	46.0930	76.82 %
5	Veronika, Nemeth Kovacs			O	Maj	53	0	15.95	3.3229	40.9047	68.17 %
6	Aigner, Edeltraut			O	Maj	58	0	18.47	3.1402	38.6562	64.43 %
7	Banyai, Gibart			O	Min	54	0	17.74	3.0440	37.4713	62.45 %
8	Aigner, Michael			O	Maj	58	0	19.72	2.9412	36.2059	60.34 %
9	Pavlik, Yvonne			O	Maj	58	0	21.14	2.7436	33.7739	56.29 %
10	Veselsky, Dusan		U	O	Maj	0	0	0.00	0.0000	0.0000	0.00 %

## Stage Results - PCC

Place	Name	No.	Class	Div	PF	Points	Pen	Time	Hit Factor	Stage Pts	Stage %
1	Fedor, Marian			PCC	Min	60	0	9.85	6.0914	60.0000	100.00 %
2	Szarvas, Peter			PCC	Min	58	0	11.33	5.1192	50.4237	84.04 %
3	Tomascin, Andrej			PCC	Min	58	0	12.03	4.8213	47.4896	79.15 %
4	Palka, Jan			PCC	Min	58	0	12.09	4.7974	47.2539	78.76 %
5	Handl, Reinhard			PCC	Min	58	0	12.14	4.7776	47.0593	78.43 %
6	Barancik, Ivan			PCC	Min	58	0	12.66	4.5814	45.1264	75.21 %
7	Szundi, Andrej			PCC	Min	58	0	12.78	4.5383	44.7027	74.50 %
8	Vajler, Martin			PCC	Min	54	0	12.39	4.3584	42.9298	71.55 %
9	Bulko, Peter		U	PCC	Min	60	0	14.21	4.2224	41.5904	69.32 %
10	Novotna, Marta			PCC	Min	52	0	13.64	3.8123	37.5513	62.59 %
11	Ambrus, Oliver			PCC	Min	60	0	16.59	3.6166	35.6239	59.37 %
12	Meles, Radovan			PCC	Min	60	0	17.00	3.5294	34.7647	57.94 %
13	Atkary, Adrian			PCC	Min	60	0	17.73	3.3841	33.3333	55.56 %
14	Busolin, Pavel			PCC	Min	58	0	17.87	3.2457	31.9698	53.28 %
15	Radolec, Michal			PCC	Min	58	10	14.95	3.2107	31.6254	52.71 %
16	Szarvasne Csabai, Bernadett			PCC	Min	58	0	20.03	2.8957	28.5222	47.54 %
17	Kiss, Gabor			PCC	Min	60	20	14.06	2.8450	28.0228	46.70 %
18	Radolec, Milan			PCC	Min	60	0	26.01	2.3068	22.7220	37.87 %

## Stage Results - Production

Place	Name	No.	Class	Div	PF	Points	Pen	Time	Hit Factor	Stage Pts	Stage %
-------	------	-----	-------	-----	----	--------	-----	------	------------	-----------	---------



1	Santa, Tomas		P	Min	60	0	11.22	5.3476	60.0000	100.00 %
2	Szundi, Mate		P	Min	60	0	13.57	4.4215	49.6094	82.68 %
3	Chmura, Tomas		P	Min	52	0	12.24	4.2484	47.6667	79.44 %
4	Vysny, Marian		P	Min	60	0	14.92	4.0214	45.1206	75.20 %
5	Gahir, Marek		P	Min	50	0	12.75	3.9216	44.0000	73.33 %
6	Sciranka, Martin		P	Min	56	0	14.74	3.7992	42.6269	71.04 %
7	Brezina, Marek		P	Min	58	0	15.55	3.7299	41.8495	69.75 %
8	Trencan, Peter		P	Min	60	0	16.48	3.6408	40.8495	68.08 %
9	Horvath, Beata Zsanett		P	Min	60	0	16.72	3.5885	40.2632	67.11 %
10	Polievka, Lubomir		P	Min	56	0	16.25	3.4462	38.6658	64.44 %
11	Michalec, Lubomir		P	Min	58	0	16.88	3.4360	38.5521	64.25 %
12	Dolezal, Philipp		P	Min	54	0	15.73	3.4329	38.5175	64.20 %
13	Drimaj, Peter		P	Min	60	0	17.72	3.3860	37.9910	63.32 %
14	Kreutz, Erich	U	P	Min	54	0	16.41	3.2907	36.9214	61.54 %
15	Pancik, Vladimir		P	Min	58	0	18.59	3.1200	35.0059	58.34 %
16	Talpas, Jozef		P	Min	58	0	20.09	2.8870	32.3922	53.99 %
17	Jurca, Robert		P	Min	56	0	19.94	2.8084	31.5105	52.52 %
18	Czuczor, Zsolt		P	Min	54	0	20.17	2.6772	30.0387	50.06 %

### Stage Results - Production Optics

Place	Name	No.	Class	Div	PF	Points	Pen	Time	Hit Factor	Stage Pts	Stage %
1	Pavlik, Jan			PO	Min	60	0	12.04	4.9834	60.0000	100.00 %
2	Penov, Anton			PO	Min	56	0	13.82	4.0521	48.7873	81.31 %
3	Kubicova Bopkova, Eniko			PO	Min	60	0	15.04	3.9894	48.0319	80.05 %
4	Kan, Peter			PO	Min	56	0	14.17	3.9520	47.5822	79.30 %
5	Nagy, Ernest			PO	Min	54	0	13.76	3.9244	47.2500	78.75 %
6	Michalak, Norbert			PO	Min	60	0	15.48	3.8760	46.6667	77.78 %
7	Chalupa, Cyril			PO	Min	58	0	16.17	3.5869	43.1861	71.98 %
8	Satalan, Ovidiu Alexandru			PO	Min	56	0	15.92	3.5176	42.3518	70.59 %
9	Nemcok, Libor			PO	Min	60	10	15.18	3.2938	39.6574	66.10 %
10	Skvarenina, Andrej			PO	Min	53	10	13.81	3.1137	37.4888	62.48 %
11	Vanco, Jan			PO	Min	50	0	16.88	2.9621	35.6635	59.44 %
12	Koos, Zoltan			PO	Min	58	0	20.40	2.8431	34.2314	57.05 %
13	Holloosi, Nikolette			PO	Min	58	0	20.60	2.8155	33.8990	56.50 %
14	Spratek, Dusan			PO	Min	60	0	22.07	2.7186	32.7322	54.55 %
15	Stankova, Anna			PO	Min	58	0	22.65	2.5607	30.8309	51.38 %
16	Geerts, Hans			PO	Min	58	0	27.53	2.1068	25.3658	42.28 %

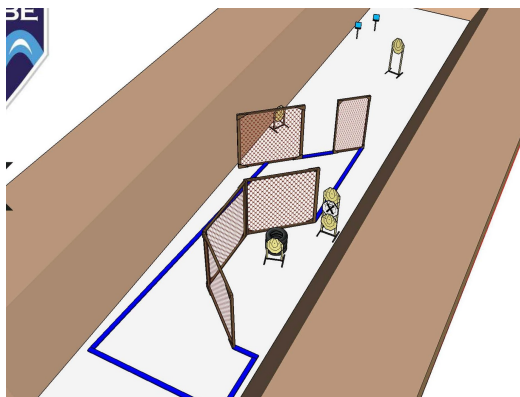
### Stage Results - Standard

Place	Name	No.	Class	Div	PF	Points	Pen	Time	Hit Factor	Stage Pts	Stage %
1	Koller, Hans-Georg			S	Maj	58	0	12.36	4.6926	60.0000	100.00 %
2	Ciesielski, Marcin			S	Maj	60	0	13.90	4.3165	55.1923	91.99 %
3	Stranz, Jurgen			S	Maj	60	0	14.43	4.1580	53.1651	88.61 %
4	Hanulak, Jozef			S	Min	60	0	14.74	4.0706	52.0470	86.74 %
5	Labanc, Martin			S	Min	60	0	16.35	3.6697	46.9219	78.20 %
6	Kvasnica, Juraj			S	Min	60	0	16.41	3.6563	46.7503	77.92 %
7	Solyom, Oliver			S	Min	58	0	16.08	3.6070	46.1194	76.87 %
8	Kopunec, Peter			S	Maj	59	0	16.45	3.5866	45.8593	76.43 %
9	Polak, Peter			S	Min	60	0	17.05	3.5191	44.9954	74.99 %
10	Balogh, Flavius			S	Min	58	0	16.75	3.4627	44.2746	73.79 %
11	Sumaj, Martin			S	Min	48	0	14.45	3.3218	42.4732	70.79 %
12	Potocky, Peter			S	Maj	59	0	17.92	3.2924	42.0974	70.16 %
13	Velicko, Laurius			S	Min	60	0	18.28	3.2823	41.9679	69.95 %
14	Cumova, Miroslava			S	Min	58	0	17.77	3.2639	41.7333	69.56 %
15	Hua, Wei	U		S	Maj	58	0	17.79	3.2603	41.6863	69.48 %
16	David, Jaroslav			S	Maj	58	0	17.94	3.2330	41.3378	68.90 %
17	Ridoskova, Alexandra			S	Min	56	0	17.90	3.1285	40.0015	66.67 %
18	Stanko, Lubomir			S	Min	55	10	14.57	3.0885	39.4907	65.82 %
19	Gazdik, Lukas			S	Min	58	0	18.78	3.0884	39.4888	65.81 %
20	Dr. Davidhazi, Richard			S	Min	56	0	18.20	3.0769	39.3422	65.57 %
21	Mikes, Filip			S	Maj	58	0	19.50	2.9744	38.0308	63.38 %
22	Botkova, Zuzana			S	Min	56	0	19.32	2.8986	37.0615	61.77 %
23	Slanina, Peter			S	Min	50	0	17.31	2.8885	36.9330	61.56 %

24	Mongel, Egon	S	Min	53	10	14.97	2.8724	36.7272	61.21 %	
25	Brachmann, Jozsef	S	Min	56	0	20.18	2.7750	35.4820	59.14 %	
26	Kosikova, Simona	S	Min	58	0	22.08	2.6268	33.5870	55.98 %	
27	Kor-Hanak, Tibor	S	Min	56	0	23.61	2.3719	30.3273	50.55 %	
28	Toth Laszlo, Kalman	Trieda	S	Min	56	0	25.32	2.2117	28.2791	47.13 %
29	Paroczai, Rita	S	Min	54	0	25.98	2.0785	26.5764	44.29 %	
30	Blaho, Marek	S	Min	58	0	30.67	1.8911	24.1800	40.30 %	
31	Pajor, Zoltan	S	Min	56	0	30.73	1.8223	23.3006	38.83 %	
32	(DQ) Labanc, Daniel	S	Min							

Generated by PractiScore for Android (1.7.22 samsung) at 2022-09-11 20:03 +0200

# Danube Cup 2022 - Stejdž 15 - 2022-09-11



## Stage Results - Classic

Place	Name	No.	Class	Div	PF	Points	Pen	Time	Hit Factor	Stage Pts	Stage %
1	Kovar, Zbynek			C	Min	58	0	7.53	7.7025	60.0000	100.00 %
2	Batki, Gyorgy			C	Min	58	0	8.48	6.8396	53.2783	88.80 %
3	Ebner, Markus			C	Min	56	0	8.70	6.4368	50.1403	83.57 %
4	Poliacik, Martin			C	Min	58	0	9.80	5.9184	46.1020	76.84 %
5	Bobaly, Mihaly			C	Min	60	0	10.82	5.5453	43.1959	71.99 %
6	Migleczy, Gyula		U	C	Min	55	10	9.72	4.6296	36.0632	60.11 %

## Stage Results - Open

Place	Name	No.	Class	Div	PF	Points	Pen	Time	Hit Factor	Stage Pts	Stage %
1	Henes, Zdenek			O	Maj	58	0	7.06	8.2153	60.0000	100.00 %
2	Horinek, Milos			O	Maj	59	0	7.52	7.8457	57.3010	95.50 %
3	Barkanyi, Laszlo			O	Maj	58	0	7.82	7.4169	54.1688	90.28 %
4	Adamec, Lubos			O	Min	58	0	7.89	7.3511	53.6882	89.48 %
5	Aigner, Michael			O	Maj	59	0	9.46	6.2368	45.5500	75.92 %
6	Aigner, Edeltraut			O	Maj	59	0	9.65	6.1140	44.6532	74.42 %
7	Pavlik, Yvonne			O	Maj	59	0	10.00	5.9000	43.0903	71.82 %
8	Veronika, Nemeth Kovacs			O	Maj	59	0	10.10	5.8416	42.6637	71.11 %
9	Banyai, Gibart			O	Min	54	0	10.06	5.3678	39.2034	65.34 %
10	Veselsky, Dusan		U	O	Maj	0	0	0.00	0.0000	0.0000	0.00 %

## Stage Results - PCC

Place	Name	No.	Class	Div	PF	Points	Pen	Time	Hit Factor	Stage Pts	Stage %
1	Fedor, Marian			PCC	Min	58	0	6.70	8.6567	60.0000	100.00 %
2	Palka, Jan			PCC	Min	58	0	7.22	8.0332	55.6787	92.80 %
3	Tomascin, Andrej			PCC	Min	60	0	8.00	7.5000	51.9828	86.64 %
4	Kiss, Gabor			PCC	Min	60	0	8.29	7.2376	50.1643	83.61 %
5	Handl, Reinhard			PCC	Min	60	0	8.48	7.0755	49.0403	81.73 %
6	Bulko, Peter		U	PCC	Min	60	0	8.85	6.7797	46.9901	78.32 %
7	Meles, Radovan			PCC	Min	58	0	8.80	6.5909	45.6818	76.14 %
8	Ambrus, Oliver			PCC	Min	60	0	9.13	6.5717	45.5490	75.91 %
9	Szarvas, Peter			PCC	Min	60	0	9.16	6.5502	45.3998	75.67 %
10	Barancik, Ivan			PCC	Min	58	0	9.05	6.4088	44.4199	74.03 %
11	Szundi, Andrej			PCC	Min	58	0	9.10	6.3736	44.1758	73.63 %
12	Novotna, Marta			PCC	Min	54	0	8.65	6.2428	43.2689	72.11 %
13	Atkary, Adrian			PCC	Min	58	0	9.35	6.2032	42.9947	71.66 %
14	Radolec, Michal			PCC	Min	60	0	9.99	6.0060	41.6278	69.38 %
15	Vajler, Martin			PCC	Min	58	0	10.13	5.7256	39.6841	66.14 %
16	Busolin, Pavel			PCC	Min	52	0	9.96	5.2209	36.1861	60.31 %
17	Szarvasne Csabai, Bernadett			PCC	Min	58	0	11.81	4.9111	34.0390	56.73 %
18	Radolec, Milan			PCC	Min	60	0	16.19	3.7060	25.6864	42.81 %

## Stage Results - Production

Place	Name	No.	Class	Div	PF	Points	Pen	Time	Hit Factor	Stage Pts	Stage %
-------	------	-----	-------	-----	----	--------	-----	------	------------	-----------	---------

1	Chmura, Tomas		P	Min	58	0	6.50	8.9231	60.0000	100.00 %
2	Drimaj, Peter		P	Min	58	0	7.94	7.3048	49.1184	81.86 %
3	Vysny, Marian		P	Min	54	0	7.46	7.2386	48.6734	81.12 %
4	Dolezal, Philipp		P	Min	58	0	8.30	6.9880	46.9880	78.31 %
5	Polievka, Lubomir		P	Min	60	0	8.93	6.7189	45.1790	75.30 %
6	Santa, Tomas		P	Min	52	0	8.28	6.2802	42.2289	70.38 %
7	Szundi, Mate		P	Min	56	0	8.99	6.2291	41.8856	69.81 %
8	Gahir, Marek		P	Min	58	0	9.42	6.1571	41.4013	69.00 %
9	Horvath, Beata Zsanett		P	Min	50	0	8.58	5.8275	39.1850	65.31 %
10	Trencan, Peter		P	Min	58	0	10.11	5.7369	38.5757	64.29 %
11	Brezina, Marek		P	Min	60	0	10.83	5.5402	37.2528	62.09 %
12	Sciranka, Martin		P	Min	53	10	7.99	5.3817	36.1875	60.31 %
13	Michalec, Lubomir		P	Min	52	0	9.80	5.3061	35.6791	59.47 %
14	Kreutz, Erich	U	P	Min	58	10	9.67	4.9638	33.3773	55.63 %
15	Czuczor, Zsolt		P	Min	58	0	12.07	4.8053	32.3115	53.85 %
16	Jurca, Robert		P	Min	56	0	12.10	4.6281	31.1200	51.87 %
17	Talpas, Jozef		P	Min	47	10	8.96	4.1295	27.7671	46.28 %
18	Pancik, Vladimir		P	Min	53	10	12.04	3.5714	24.0148	40.02 %

### Stage Results - Production Optics

Place	Name	No.	Class	Div	PF	Points	Pen	Time	Hit Factor	Stage Pts	Stage %
1	Nagy, Ernest			PO	Min	58	0	7.48	7.7540	60.0000	100.00 %
2	Pavlik, Jan			PO	Min	60	0	7.94	7.5567	58.4730	97.46 %
3	Penov, Anton			PO	Min	58	0	8.63	6.7207	52.0046	86.67 %
4	Vanco, Jan			PO	Min	56	0	9.25	6.0541	46.8459	78.08 %
5	Kubicova Bopkova, Eniko			PO	Min	58	0	9.63	6.0228	46.6044	77.67 %
6	Skvarenina, Andrej			PO	Min	58	0	9.63	6.0228	46.6044	77.67 %
7	Satalan, Ovidiu Alexandru			PO	Min	60	0	10.14	5.9172	45.7866	76.31 %
8	Chalupa, Cyril			PO	Min	60	0	10.72	5.5970	43.3093	72.18 %
9	Kan, Peter			PO	Min	52	0	9.83	5.2899	40.9331	68.22 %
10	Koos, Zoltan			PO	Min	58	0	11.65	4.9785	38.5236	64.21 %
11	Michalak, Norbert			PO	Min	51	10	8.37	4.8984	37.9038	63.17 %
12	Stankova, Anna			PO	Min	60	0	12.31	4.8741	37.7153	62.86 %
13	Hollosi, Nikolette			PO	Min	56	0	11.82	4.7377	36.6602	61.10 %
14	Nemcok, Libor			PO	Min	50	0	10.99	4.5496	35.2044	58.67 %
15	Geerts, Hans			PO	Min	60	0	13.70	4.3796	33.8887	56.48 %
16	Spratek, Dusan			PO	Min	56	0	14.54	3.8514	29.8022	49.67 %

### Stage Results - Standard

Place	Name	No.	Class	Div	PF	Points	Pen	Time	Hit Factor	Stage Pts	Stage %
1	Stranz, Jurgen			S	Maj	59	0	7.34	8.0381	60.0000	100.00 %
2	Koller, Hans-Georg			S	Maj	59	0	7.94	7.4307	55.4660	92.44 %
3	Hua, Wei		U	S	Maj	60	0	8.12	7.3892	55.1557	91.93 %
4	Mongel, Egon			S	Min	50	0	7.60	6.5789	49.1079	81.85 %
5	Ciesielski, Marcin			S	Maj	57	0	8.73	6.5292	48.7367	81.23 %
6	Cumova, Miroslava			S	Min	60	0	9.33	6.4309	48.0026	80.00 %
7	Velicko, Laurius			S	Min	60	0	9.46	6.3425	47.3430	78.90 %
8	Mikes, Filip			S	Maj	56	0	8.88	6.3063	47.0728	78.45 %
9	Gazdik, Lukas			S	Min	54	0	8.58	6.2937	46.9788	78.30 %
10	Balogh, Flavius			S	Min	56	0	8.92	6.2780	46.8617	78.10 %
11	Hanulak, Jozef			S	Min	60	0	9.58	6.2630	46.7499	77.92 %
12	Sumaj, Martin			S	Min	60	0	9.64	6.2241	46.4590	77.43 %
13	Potocky, Peter			S	Maj	60	0	9.66	6.2112	46.3628	77.27 %
14	Stanko, Lubomir			S	Min	56	0	9.30	6.0215	44.9470	74.91 %
15	David, Jaroslav			S	Maj	58	0	10.00	5.8000	43.2936	72.16 %
16	Botkova, Zuzana			S	Min	54	0	9.43	5.7264	42.7442	71.24 %
17	Pajor, Zoltan			S	Min	56	0	10.35	5.4106	40.3871	67.31 %
18	Kvasnica, Juraj			S	Min	56	0	10.84	5.1661	38.5615	64.27 %
19	Labanc, Martin			S	Min	60	0	11.68	5.1370	38.3446	63.91 %
20	Ridoskova, Alexandra			S	Min	54	0	10.84	4.9815	37.1843	61.97 %
21	Dr. Davidhazi, Richard			S	Min	56	0	11.54	4.8527	36.2224	60.37 %
22	Slanina, Peter			S	Min	56	0	11.58	4.8359	36.0973	60.16 %
23	Polak, Peter			S	Min	54	0	11.19	4.8257	36.0213	60.04 %

24	Kor-Hanak, Tibor	S	Min	52	0	10.99	4.7316	35.3184	58.86 %	
25	Kopunec, Peter	S	Maj	53	10	9.18	4.6841	34.9640	58.27 %	
26	Kosikova, Simona	S	Min	60	0	13.21	4.5420	33.9034	56.51 %	
27	Solyom, Oliver	S	Min	58	10	10.75	4.4651	33.3294	55.55 %	
28	Toth Laszlo, Kalman	Trieda	S	Min	58	0	13.03	4.4513	33.2261	55.38 %
29	Brachmann, Jozsef	S	Min	54	0	12.57	4.2959	32.0667	53.44 %	
30	Blaho, Marek	S	Min	56	0	15.48	3.6176	27.0030	45.01 %	
31	Paroczai, Rita	S	Min	52	0	15.98	3.2541	24.2897	40.48 %	
32	(DQ) Labanc, Daniel	S	Min							

Generated by PractiScore for Android (1.7.22 samsung) at 2022-09-11 20:03 +0200